



# IRIGA CITY WATER DISTRICT

RUFINO LLAGAS SR. ST., SAN ROQUE, IRIGA CITY  
Tel. Nos. (054) 299-6504\*Telefax (054) 299-5709

## ANNUAL REPORT

For the Period January 01, 2016 to December 31, 2016

### I. GENERAL

#### A. ADMINISTRATIVE

1. Attached approved organizational charts in effect as of year's end.

- a. Functional Chart Attached Annex A  
b. Position/Organizational Chart  
(Key employees only) - Showing  
Permanent positions & Incumbents Attached Annex B

2. Attached list of employed personnel  
With pertinent information.  
(List of Plantilla of Personnel for  
the Fiscal Year 2016) Attached Annex C

The following summarizes the District's staffing:

- a. Total Number of employee. 85  
b. Number of permanent employee. 49  
c. Number of casual/temporary  
employees/laborers/contractual 36  
d. Number of employees meeting  
minimum qualifications per Job  
Description adopted by the District. 49  
e. Number of employees not classified  
as casual/temporary who do not meet  
the minimum qualifications established  
by the District. None

3. Has the District adopted a policy  
prohibiting hiring of personnel  
related up to the *fourth degree*  
by affinity or consanguinity?  
(Yes or No) Yes

If not, how many of the employees are related to other employees of officials with the fourth degree by affinity of consanguinity?

4. Has the District adopted Rules and Regulations regarding the following:  
(Yes or No)

- |                               |            |
|-------------------------------|------------|
| a. Personnel Matters          | <u>Yes</u> |
| b. Utility Customer Relations | <u>Yes</u> |
| c. General Utility Operations | <u>Yes</u> |

During the year, in how many instances (or how many times) have exemption to these rules and regulation has been in special cases?

None

5. Attach list of policy-setting resolutions adopted, repealed or amended by the District Board including those adopting LWUA guidelines (Summary of Policy-Setting Resolutions)

Attached Annex D

6. Has the District written and properly updated, reliable records of the following? (A field check may be undertaken, if necessary? Yes or No.

- |  |          |
|--|----------|
| a. Customer Complaints                     | <u>√</u> |
| b. Billing and Collection                  | <u>√</u> |
| c. Delinquencies in payment of Water Bills | <u>√</u> |
| d. Meter History                           | <u>√</u> |
| e. Service Connections                     | <u>√</u> |
| f. Equipment Histories                     | <u>√</u> |
| g. Equipment Downtime                      | <u>√</u> |
| h. Bacteriological Tests                   | <u>√</u> |
| i. System Pressure                         | <u>√</u> |
| j. Leak Reports                            | <u>√</u> |
| k. Unaccounted for Water                   | <u>√</u> |
| l. Pump Efficiencies                       | <u>√</u> |
| m. Water Production                        | <u>√</u> |
| n. Water Consumption                       | <u>√</u> |

- o. Valve and Pipeline Location
- p. General Accounting
- q. Stock Inventory
- r. Stores Usage
- s. Employees Record
- t. Minutes and Board Meetings

√  
√  
√  
√  
√  
√

7. For this year, Auditing has been done by the Commission on Audit

COA Operations Audit  
Period Covered 2015

8. Attach list of reports prepared regularly by the District on a monthly basis as required in the Commercial Practice Manual (Omit this item if the District has not yet installed the commercial practices system in which case, indicate that the said system has not been installed yet. (List of Reports prepared Regularly)

} Attached list  
as Annex E

**B. FINANCIAL/COMMERCIAL**

1. Attached the District's Financial Statements for the report year including a comparison of the immediate past year.

FS as of Dec. 31,  
2016 attached annex F

2. For the year under report, the District's total *budgetary outlay* was broken down into:  
(Source: Approved Budget 2016)

101,272,972.69	<u>101,272,972.69</u>
a. Operating Outlay	<u>68,329,255.82</u>
b. Capital Outlay	<u>18,103,605.00</u>
c. Special Budget, if any (additional budgets) - Contingency - Prior Accounts	<u>2,000,000.00</u>
d. Debt Service	<u>10,543,567.00</u>
e. Reserve - Joint Account & Pension & Benefit	<u>2,296,544.00</u>

3. For this same one-year period, the District's Gross Revenue was broken down into:

87,855,159.43

a. Collection from water sales	<u>84,701,486.18</u>
b. Other water revenues	<u>2,431,834.44</u>
c. Other non-operating income	N/A
d. Proceeds from LWUA loan to finance new service connections	<u>N/A</u>
4. For this same one-year period, the District's was broken down into: (Source: Financial Report)	
a. Operational (operation & maintenance expenses, including depreciation)	<u>65,215,886.42</u>
b. Capital Outlay	<u>8,213,919.30</u>
c. Annual Debt Servicing - DBP (Annex G-Summary of Loan Payments to DBP)	<u>10,543,566.84</u>
5. For this same one-year period, the total salaries, wages & other emoluments paid for the District's employees where broken down into:	
a. For permanent employees	<u>11,315,573.29</u>
b. For casual/temporary/contractual	<u>3,277,687.78</u>
6. Expenses for power/fuel for pumping during the year (acct.#726, if Commercial Practices Accts. are in effect):	
	<u>18,581,740.73</u>
7. Total amount billed during the year is broken down into:	
a. Total Billing (Current & old accounts).	<u>85,361,932.05</u>
b. Old Accounts	<u>8,502,320.44</u>
8. Total amount collected (water sales only during the year is broken down into:	
a. Current Billings	<u>81,907,965.52</u>
b. Arrears	<u>3,357,192.95</u>
9. Total amount uncollected (delinquent) at year's end excluding Bad Debts.	
	<u>7,355,988.14</u>

10. Total reserves at year's end	<u>10,695,635.46</u>
11. Complaints filed, processed and settled during the year.	
a. Total number filed, processed and settled during the year.	<u>1</u>
b. Number dismissed for lack of merit/withdrawn.	<u>-</u>
c. Number investigated	<u>1</u>
d. Number/settled to the satisfaction of complaints.	<u>-</u>
e. Number elevated to the District Board of Directors.	<u>1</u>
f. Number settled by the Board	<u>-</u>
g. Number elevated to the higher Authorities.	<u>1</u>
12. At year's end, the following water charges were in force:	<u>Attached Annex G</u>
Had these rates been submitted to LWUA for review? (Yes or No)	<u>Yes</u>

**C. Technical**

1. Has the District adopted by Board Resolutions, a set of design and construction standard? (Yes or No)	<u>Yes</u>
If so, who prepared it?	<u>Board Secretary</u>
Is it being adhered to strictly?	<u>Yes</u>
2. Does the District undertake bacteriological test of its water? (Yes or No)	<u>Yes</u>
How often are these test made per year?	<u>12 times</u>
Is LWUA being furnished copies of these test reports? (Yes or No)	<u>Attached Annex H</u>
For the report year, how many such reports were submitted to LWUA?	<u>12</u>

5


3. State the method of water treatment employed by the District, if any	<u>Chlorination</u>
4. Does the District undertake regular pump efficiency test? (Yes or No)	<u>Yes</u>
How many of these pumps does the District have in its system?	<u>10</u>
How many of these pumps are Operational?	<u>8</u>

**D. OPERATIONAL**

1. Total water production during the year in cubic meters. (Annex I-Summary of Water Production and Consumption)	<u>4,476,799</u>
Total water billed in cubic meters	<u>Attached Annex I 3,358,082</u>
Average per capita consumption in lpd	<u>103 lpd/day</u>
2. Attach List of Water Sources (annex J-UWD Water Sources)	<u>Attached Annex J</u>
3. Is the District provided with the measuring devices to measure their water production? (Yes or No)	<u>Yes</u>
If yes, what type?	<u>Flowmeter</u>
If not, how do you measure Productions?	<u>N/A</u>
4. As of year's end, the District has the following existing service connection and related information. (Annex K-Service Connection Growth)	<u>Attached Annex K</u>
a. Total number of existing connections (Active & Inactive Connection)	<u>14,482</u>
b. Number of Active Connections	<u>12,642</u>
c. Number of metered connections	
1. With functioning meters	<u>12,642</u>
2. With non-functioning meters	<u>None</u>
d. Number of flat rate connections	<u>One (1) Nabua</u>
e. Number of connections regularly Billed	<u>12,642</u>

f. Number of delinquent concessionaires	<u>8,129</u>
g. Average number of customers per connections (HH)	<u>5</u>
5. Estimated population of district service areas	<u>110,000</u>
a. Estimated population served by utility whether fully or partially	<u>63,210</u>
6. Because of inadequate facilities, the District had to provide partial service in accordance with the following average length of time each 24-hours day:	
a. Less than 6 hours service	<u>N/A</u>
b. 7-12 hours service	<u>N/A</u>
c. 13-18 hours service	<u>N/A</u>
d. 19-24 hours service	<u>N/A</u>
(Note: You may vary the number of hours as may be necessary to suit actual conditions)	
	<u>N/A</u>
7. Attach List of major equipment and machinery (with an initial cost of at least ₱10,000.00 including pertinent information). (annex L-List of major Equipments)	<u>Attached Annex L</u>
8. Does the District keep written record of request for service?	
a. Does the record show the date when such requests were made and the nature of the service requested (Yes or No)	<u>Yes</u>
b. On the average, how long (in days) does it take the District to respond and attend such requests?	<u>1-2 days</u>
c. How many of these reports were attended to during the year?	<u>4,548</u>
d. How many of these reports were attended to during the year?	<u>4,548</u>

Submitted by:

  
**ROMULO M. CORPORAL, JR.**  
 General Manager



# IRIGA CITY WATER DISTRICT

RUFINO LLAGAS SR. ST., SAN ROQUE, IRIGA CITY  
Tel. Nos. (054) 299-6504\*Telefax (054) 299-5709

## ANNUAL REPORT

For the Period January 01, 2016 to December 31, 2016

### II. PROFILE

#### A. THE IRIGA CITY WATER DISTRICT AND ITS PHYSICAL SYSTEM'S FACILITIES.

The Iriga City Water District (ICWD) began as the Iriga City Waterworks run by the City Government of Iriga. The Sangguniang Panlungsod Resolution No. 50, s.1979 formed the Iriga City Water District on June 05, 1979 and led to the subsequent turnover of all its assets and facilities of the city-run agency.

In order to avail financial assistance for the development of the water system, the Local Water Utilities Administration granted ICWD a Conditional Certificate of Conformance No. 91 after it submitted all the required pertinent documents.

On March 12, 1992, all Water District became Government-Owned and Controlled Corporations by virtue of a Supreme Court ruling on September 11, 1991 and subsequently fall under the supervision of the Civil Service Commission as far as personnel matters concerned and under the Commission on Audit for auditing.



After over three decades, ICWD was categorized as Categorized as Category C Water District effective February 01, 2013 with 62 Approved Plantilla to date. It has 12,642 concessionaires with an average billing of Php 6,866,102.05 as of Dec. 31, 2016.

**A. ORGANIZATION**

1. Date Formed: June 05, 1979 Age (months) as of 12/31/16; : 37 yrs. & 6 mos.
2. Date CCC was issued: Sept. 04, 1979 CCC No. : 91
3. Personnel 85 (Permanent-49, Casual-8, Contractual-28)  
 Comments: (adequacy, qualification, performance & others)

**B. EXISTING SYSTEM'S FACILITIES**

1. SERVICE

1.1	Service Area	<u>Rinconada</u>
1.2	Population of Service Area	<u>110,000</u>
1.3	No. of Households	<u>12,642</u>
1.4	No. of Persons/Household	<u>7</u>
1.5	Service Time (hrs./day)	<u>24 hours/day</u>

2. Structure and Equipment

2.1	Administration Building	<u>Owned</u>
	Office Area	<u>453 sq.m.</u>
	Office Equipment	
	(See List of Major Equipment)	<u>Attached Annex M</u>
2.2	If rented, how much per month?	<u>-</u>
2.3	Type of Water Source	<u>Spring</u>
	Rated Capacity per day (cu.m. / day)	<u>12,500 cu.m./day</u>

2.4 Reservoir (description, built, dimension and capacity)

1 unit	600	cu.m.	Inorogan Concrete Reservoir
--------	-----	-------	-----------------------------

*[Handwritten signatures and initials in blue ink]*

2.5 Water Sources (Annex N - UWD Water Sources)

2.6 Service Connections

Type	Flat	Metered	Total
Residential/Government	N/A		12,013
Commercial	N/A		623
Bulk	N/A		6
Total	N/A		12,642

2.7 Production

Average Monthly Production

a. Pumping Station (cu.m.)	<u>373,066cu.m.</u>
b. Bulk Water (cu.m)	<u>-</u>
Production Efficiency % (average/month) (Total Water Utilized/Total Production)	<u>279,840 cu.m.</u> <u>75.01%</u>
-NRW % ( √ )YTD	<u>25%</u>

2. CURRENT OPERATION/FINANCIAL HIGHLIGHTS

- A. Existing Water Rates(Annex G-Water Rates Schedule) Attached Annex H  
 B. Operating Income/Expenses  
 Average Water Sales (average/mo.) 6,865,924.68  
 Average Collection (average/mo.) 6,825,663.79  
 C. Financial Highlights (rate & status)

Current Ratio = $\frac{\text{Current Assets}}{\text{Current Liabilities}}$	<u>252.83%</u>
Long Term Debt/Equity Ratio	<u>90.66%</u>
Monthly Billing (average/mo.)	<u>6,866,102.05</u>
Collection Efficiency-% of On-Time Payment (YTD)	<u>96%</u>

3. COMMUNITY ECONOMIC PROFILE

- A. Total Population (covered by the Water District) 83,139  
 B. Average Monthly Family Income in the Area P18,257.00  
 C. Major Source of Energy Farming  
 D. Average Monthly Family Expenditure in the Area P24,499,441.70  
 E. City Revenue P390,729,229.70  
 F. Average Rate of Mortality per 100,000 population  
 due to waterborne diseases (e.g. diarrhea) No Data  
 G. Average Rate of Mortality per 100,000 population  
 due to waterborne diseases (e.g. diarrhea) 473

## H. Major Agricultural, Industrial and Commercial Activities

Agri-Business Processing: Farm harvest, Livestock and Poultry, Operation of Nurseries and Breeding Farms, Commercial Fruit and Vegetable Production.



Forestry and Fishing: Industrial and Commercial Tree Plantation, Integrated Agricultural Land and Technology, Inland Fish Culture.

Trading and Commercial: One-Stop Shopping Center Complex, Trading of Export Products.

### 4. OTHER INFORMATION:

1. The Nabua Water District has been paying the Water District an average of 34,000 cubic meter of Bulk Water per month.
2. The District has implemented the Meter Clustering System to help alleviate water pilferage.
3. The District has regularly monitors the Residual Clustering System to help alleviate water pilferage.
4. The District has maintained its established safety programs and standard operating procedure.
5. The District has continued implomenting the 5% discount for water bill of Senior Citizens.
6. The District has approved the Gender and Development Budget for CY 2016 in compliance with RA 9710 - ₱ 2,209,138.20
7. The District has adopted and implemented the approved Strategic Performance Management System (SPMS). - Yes
8. The District has religiously paid the principal and interest of its varicus loans to DBP. - Yes

Submitted by:

  
**ROMULO M. CORPORAL, JR.**  
General Manager 



## IRIGA CITY WATER DISTRICT

RUFINO LLAGAS SR. ST., SAN ROQUE, IRIGA CITY

Tel. Nos. (054) 299-6504\*Telefax (054) 299-5709

January 13, 2017

FLORDELIZA A. ELLA  
Local Water Utilities Administration  
MWSS-LWUA Compound  
Katipunan Road, Balara  
Quezon City, Metro Manila

Dear Madam:

We are pleased to submit to you the ICWD's ANNUAL REPORT for the operation year 2016 for your reference.

Thank you very much.

Very truly yours,

  
ROMULO M. CORPORAL, JR.  
General Manager

send via email  
1/31/17 @ 3:15pm  
els. Pineda  
S  
send via LBC  
1/31/17 @ 3:30pm

**IRIGA CITY WATER DISTRICT  
FUNCTIONAL CHART**

**BOARD OF DIRECTORS**

- Exercises/performs all powers, privileges & duties of a clearing house for the WD (PD 198, Sec. 17)
- Establishes policies (PD 198, Sec. 18)

**GENERAL MANAGER**

- Directs the basic efforts of all divisions and offices towards achieving utility goals & objectives within established policies.

**ADMINISTRATIVE AND  
FINANCE DIVISION**

- Directs basic efforts of the finance office, personnel office & general plant maintenance office; coordinates efforts of legal counsel and PR; oversees security efforts; establishes office performance standards; evaluates office performance; prepares comprehensive management reports.
- Facilitates operations of all divisions pertaining to the performance of their respective functions.

**COMMERCIAL  
DIVISION**

- Maintains customer records; enforces utility rules & regulations as to billings, payments, delinquencies & assistance; trains personnel in customer relations; reconciles billings & receipts; pursues delinquent accounts; recommends write off as required and prepares management reports relative to commercial activities and status.
- Coordinates with technical division in the implementation of Maintenance Order and/or service request.

**TECHNICAL  
DIVISION**

- Schedules, coordinates and supervises employees in the construction & maintenance of water utility transmission, distribution & service lines.
- Supervises skilled and technical personnel & the production, treatment & disinfection of water supplies & directs the maintenance of all allied equipments.
- Responsible for the design & production drawing for the construction of all water utility facilities & for maintaining office records of all facilities actually constructed.

Ange B

**IRIGA CITY WATER DISTRICT**  
 San Pascual, Iriga City  
**ORGANIZATIONAL STRUCTURE**

**BOARD OF DIRECTORS**

 Dir. Felicit C. Andalas Chairman	 Dir. Victor Turiano Vice-Chairman	 Dir. Marla B. Ojeda Member	 Dir. Angel A. Bagumbayol Jr. Member	 Dir. Ryan R. Nagsampa Member
---	--	-----------------------------------	--	-------------------------------------

 Atty. Reynal M. Borina Board Secretary/Judicial Counsel	 Ramulo M. Carrasco Jr. General Manager
 Lawrence S. Humbader Secretary	

 Marietta H. Cruzata Division Manager I	 Marlbeth O. Marzan Division Manager I	 Enay Arnela D. Barica Division Manager I
---	--	---

 Analeur A. Idioma Admin. Services Officer A
 Jero L. Balleslar Procurement Assistant I
 Joseph B. Sechila Chamberlain I
VACANT Chief Procurement Officer VACANT Chief Planner I
 Marnet S. Gonzales Driver A
VACANT Utility Worker A
 Perpetua Jay. N. Espina Driver
 Gandy T. Cuellar Utility Worker B

 Salvador L. Alcomendras Public Complaint Resolution Officer I
 Jheri Annabelle M. Torallo Driver A
 Karlaegh R. Maypa Utility Assistant Supervisor A
 Lisa EB. Lucena Inventory Personnel A

VACANT Customer Service Officer I
VACANT Customer Service Officer I
 Pamela J. Lagarson Customer Service Officer I
 Gilbert B. Igneo Customer Service Agent I
VACANT Job Operator
 Rupal Benicio M. De Villa Driver
 Julian Bagacian, Jr. Driver

 Antonio Esteban S. Cruzado Customer Service Agent I
 Antonio V. Anzules Customer Service Agent B
 Rebecca O. Minda Customer Service Agent I
 Evelyn L. Francis Customer Service Agent
VACANT Customer Service Agent I
 Rupal M. Espino Customer Service Agent I

 Anacero N. Ronda Sr. Quality Control Officer
 Engr. Jerald Feliciano R. Peral Jr. Water Quality Management Officer I
 Jero C. Idioma Water Treatment Plant Operator A
 Wilfredo B. Paz Water Treatment Plant Operator A
VACANT Operator
VACANT Operator
 Ramon A. Irala Operator
VACANT Operator
 Erico J. Schwartz Water Treatment Plant Operator I
 Rocco B. Obay Water Treatment Plant Operator I
 Jery T. Tubala Water Treatment Plant Operator I
 Jaida X. Ramirez Water Treatment Plant Operator I
 Mario D. Valle Water Treatment Plant Operator A
 Albert A. Salvador Driver

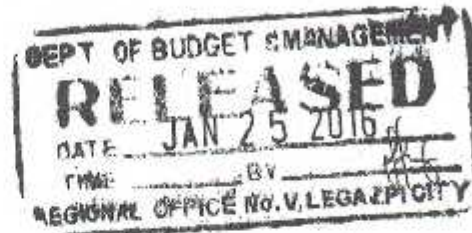
VACANT Senior Engineer I
 Engr. Joseph U.P. Pacio Water Treatment Plant Operator I
 Daniel D. Pascual Water Treatment Plant Operator I
 Eric Christian R. Lazos Water Treatment Plant Operator I
 Jose S. Nuncio Water Treatment Plant Operator I
VACANT (I) Water Treatment Plant Operator I
 Daniel D. Pascual Water Treatment Plant Operator I
 Ramon A. Irala Water Treatment Plant Operator I
 Billy C. Alarcon Water Treatment Plant Operator I
 Francisco Hilario N. Vargas Operator I
 Menny R. Mentraza Auto Mechanic I
VACANT Job Operator



Republic of the Philippines  
**DEPARTMENT OF BUDGET AND MANAGEMENT**  
Regional Office V  
Regional Center Site, Rawis, Legazpi City

January 21, 2016

**Mr. Romulo M. Corporal, Jr.**  
General Manager  
Iriga City Water District  
Rufino Ilagas Sr. Street  
San Roque, Iriga City



Dear **Manager Corporal**:


We are returning herewith the duly certified copies of the CY 2016 Plantilla of Personnel (POP) of Iriga City Water District pursuant to National Budget Circular No. 540 consisting of six (6) pages for a total of sixty-two (62) positions.

Items reflected in the said POP have been checked/verified in accordance with the records of this Office and NBC 540.

It is understood that the implementation of the certified POP is subject to the terms and conditions stipulated under the DBM approved Manual for Local Water Districts on Categorization, Re-categorization and Other Related Matters (LWD-MACRO) and to existing accounting and auditing rules and regulations.

Very truly yours,

**MARIA ANGELITA C. CELLS**  
Director IV



cc.: The Corporate Division  
Commission on Audit  
Region V, Legazpi City

The CSC Field Office  
Province of Camarines Sur  
Pili, Camarines Sur


MACC:LD/ERC:LD  
Ref.: 2016-ROV-004155



Republic of the Philippines  
**DEPARTMENT OF BUDGET AND MANAGEMENT**  
Regional Office V  
Regional Center Site, Rawis, Legazpi City

February 16, 2016

**Mr. Romulo M. Corporal, Jr.**  
General Manager  
Iriga City Water District  
Rufino Nagas Sr. Street  
San Roque, Iriga City




Dear **Manager Corporal**:

We are returning herewith the duly corrected certified copy of **page 4, Item No. 37** of the CY 2016 Plantilla of Personnel (POP) of Iriga City Water District pursuant to National Budget Circular No. 540 consisting of six (6) pages for a total of sixty-two (62) positions. Said item number is occupied by **Mr. Domingo P. Concepcion**, Water/Sewerage Maintenance Man B, SG 6 which was erroneously placed under Item No. 39 per your CY 2016 POP submission.

Accordingly, we are cancelling page 4 of the CY 2016 POP of your water district which was previously reviewed by this Office per letter dated January 21, 2016.

Very truly yours,

  
**MARIA ANGELITA C. CELLS**  
Director IV



cc.: The Corporate Division  
Commission on Audit  
Region V, Legazpi City

The CSC Field Office  
Province of Camarines Sur  
Pili, Camarines Sur

MACC: ~~DIR~~ERC:JOY  
Ref.: 2016-ROV-004155



PLANTILLA OF PERSONNEL

For the Fiscal Year 2016

Prepared in accordance with the Organizational Structure/Staffing Pattern prescribed in the Revised Local Water District Manual on Categorization, Re-Categorization and Other Related Matters (LWD-MACRO) Approved by DBM

Agency: IRIGA CITY WATER DISTRICT		Address: RUFINO LLAGAS SR. ST., SAN ROQUE, IRIGA CITY													
ITEM NO.	Position Title	Salary Grade	Authorized Salary EO No.78 Effective 1-Jun-12 NBC No.540	Actual Salary Effective June 01,2012	Salary Step	Name of Incumbent	SEX	Date of Birth	TIN	Date of Original Appointment	Date of Last Promotion	Status	Civil Service Eligibility	Remarks	
2015	2015	3	4	5	6	7	8	9	10	11	12	13	14	15	16
OFFICE OF THE GENERAL MANAGER															
1	1	General Manager C	26	58,029.00	58,696.00	2	Romulo M. Corporal, Jr.	M	02/16/55	176-710-291	3/15/10	02/01/16	Perm.	Professional	CSC-DBM Joint Circular No. 1 S-1990
2	2	Secretary A	9	16,051.00	16,670.00	6	Lawrence S. Romboan	M	07/06/58	124-858-961	06/01/99	06/01/14	Perm.	Professional	CSC-DBM Joint Circular No. 1 S-1990
ADMINISTRATIVE AND GENERAL SERVICES DIVISION															
3	3	Division Manager C	22	42,652.00	46,047.00	8	Marietta H. Cruzata	F	03/30/60	124-860-130	11/20/86	01/01/14	Perm.	Sub-Professional	CSC-DBM Joint Circular No. 1 S-1990
4	4	Administrative Service Officer A	15	26,878.00	26,878.00	1	Analene A. Idioma	F	10/08/71	171-734-321	01/02/14			Professional	Incumbent-Retired Aug. 16, 2011
5	5	Procurement Assistant B	8	14,931.00	15,061.00	2	Jose L. Ballester	M	11/22/61	131-412-413	07/01/03	02/03/15	Perm.	Professional	CSC-DBM Joint Circular No. 1 S-1990
6	6	Storekeeper C	6	12,921.00	12,291.00	1	VACANT								Incumbent-Catolical Retirement effective - Nov. 16, 2015
7	7	Clerk Processor C	4	11,181.00	11,181.00		VACANT								Incumbent Promoted effective 03/17/14
8	8	Clerk Processor C	4	11,181.00	11,181.00	1	VACANT								Incumbent Promoted effective May 04, 2015
9	9	Utility Worker A	3	10,401.00	10,401.00	1	VACANT								Incumbent - Died Sept. 13, 2015
10	10	Courier	2	9,675.00	9,968.00	4	Perpetou Jay N. Esplana	M	05/06/72	929-569-546	10/01/09	10/01/16	Perm.	MC II Cat. III	CSC-DBM Joint Circular No. 1 S-1990
11	11	Utility Worker B	1	9,000.00	9,000.00	1	Randy T. Cuebas	M	06/25/96	418-572-904	06/01/15		Perm.	MC II Cat. III	Incumbent-Promoted Effective Sept. 01, 2009

I CERTIFY to the correctness of the entries herein stated. I also certify that the employees whose names appear in the above plantilla are the incumbents of the position.

Approved:

DEPARTMENT OF BUDGET AND MANAGEMENT  
REGIONAL OFFICE NO. V

MARIETTA H. CRUZATA  
Division Manager C

Date

ROMULO M. CORPORAL, JR.  
General Manager C

I certify that the classification and salary grade of the positions indicated in columns 3-4 of this page have been verified and found to be in accordance with our records. Those that are not in accord with our records have been corrected and initialed.

For the Director:

LETICIA D. IMPERIAL  
CAO/CIC-CBMS

**PLANTILLA OF PERSONNEL**  
For the Fiscal Year 2016  
Prepared in accordance with the Organizational Structure/Staffing Pattern  
prescribed in the Revised Local Water District Manual on Categorization, Re-Categorization  
and Other Related Matters (LWD-MACRO) Approved by DBM.

Agency: IRIGA CITY WATER DISTRICT		Address: RUFINO LLACAS SR. ST., SAN ROQUE, IRIGA CITY													
ITEM NO. 2015	2016	Position Title	Salary Grade	Authorized Salary EQ 76 Effective 1-Jun-12	Actual Salary Effective June 1, 2012	Salary Step	Name of Incumbent	SEX	Date of Birth	TIN	Date of Original Appointment	Date of Last Promotion	Status	Civil Service Eligibility	Remarks
				NBC No. 540											
1	2	3	4	5	6	7	8	9	10	11	12	13	14	15	16
<b>FINANCE &amp; COMMERCIAL DIVISION</b>															
12	12	Division Manager C /	22	42,652.00	46,047.00	8	Maribeth D. Marzan	F	01/05/59	124-652-114	01/26/86	01/01/14	Perm.	Professional Absorption RA 1080	CSC-DBM Joint Circular No. 1 S-1990
13	13	Senior Corporate Accountant C /	16	26,878.00	26,702.00	7	Salvador D. Alcomendas	M	09/01/56	131-412-106	03/24/97	03/24/15	Perm.	Professional	CSC-DBM Joint Circular No. 1 S-1990
14	14	Cashier A /	15	26,878.00	27,473.00	3	Juliet Annabelle H. Turallo	F	01/16/86	175-977-835	03/24/97	10/16/15	Perm.	Professional	CSC-DBM Joint Circular No. 1 S-1990
15	15	Senior Accounting Processor A /	12	19,940.00	19,940.00	1	Kim Sergius R. Margate	M	04/12/80	322-368-996	12/05/12	05/04/15	Perm.	Professional	Incumbent Resigned Effective March 1, 2014 Incumbent Optional Retirement effective Nov. 01, 2014 Incumbent-Optional Retirement March 1 2015
16	16	Utilities/Customer Service Assistant B /	10	17,255.00	17,255.00	1	VACANT								
17	17	Utilities/Customer Service Assistant E /	10	17,255.00	17,255.00	1	VACANT								
18	18	Utilities/Customer Service Assistant B /	10	17,255.00	17,255.00	1	Gilbert B. Ignacio	M	02/02/78	326-133-129	02/02/04	01/02/14	Perm.	Professional	Incumbent Died June 10, 2013
19	19	Utilities/Customer Service Assistant B /	10	17,255.00	18,500.00	8	Antonio Edwin S. Cruzata	M	10/30/68	124-680-315	09/17/80	01/01/14	Perm.	Absorption	CSC-DBM Joint Circular No. 1 S-1990
20	20	Utilities/Customer Service Assistant E /	10	17,255.00	18,500.00	8	Antonio V. Andais	M	05/03/58	124-660-372	01/03/92	01/01/14	Perm.	Absorption	CSC-DBM Joint Circular No. 1 S-1990
21	21	Utilities/Customer Service Assistant B /	10	17,255.00	18,317.00	7	Paulino L. Laganzon	M	07/04/58	176-206-603	02/27/97	02/27/15	Perm.	RA 1080	CSC-DBM Joint Circular No. 1 S-1990
22	22	Utilities/Customer Service Assistant C /	8	14,931.00	14,931.00	1	VACANT								Incumbent Optional Retirement 11/01/13
23	23	Utilities/Customer Service Assistant C /	8	14,931.00	14,931.00	1	Sheryl M. Espiritu	F	12/20/85	268-572-084	09/16/15		Perm.	Professional	Incumbent Optional Retirement - 01/02/13

I CERTIFY to the correctness of the entries herein stated.  
I also certify that the employees whose names appear in the above plantilla are the incumbents of the position.

MARIETTA H. CRUZATA  
Division Manager C

Date

ROMULO M. CORPORAL, JR.  
General Manager C

DEPARTMENT OF BUDGET AND MANAGEMENT  
REGIONAL OFFICE NO. V

I certify that the classification and salary grade of the positions indicated in columns 3 & 4 of this page have been verified and found to be in accordance with our records. Those that are not in accord with our records have been corrected and initialed.

For the Director:

LETICIA D. IMPERIAL  
SAO/DIC-CBS

PLANTILLA OF PERSONNEL  
For the Fiscal Year 2016  
Prepared in accordance with the Organizational Structure/Staffing Pattern  
prescribed in the Revised Local Water District Manual on Categorization, Re-Categorization  
and Other Related Matters (LWD-MACRO) Approved by DBM

Agency: IRIGA CITY WATER DISTRICT		Address: RUFINO LAGAS SR. ST., SAN ROQUE, IRIGA CITY													
ITEM NO.	Position Title	Salary Grade	Authorized Salary EO 75 Effective 1-Jun-12 NBC No. 540	Actual Salary Effective June 1, 2012	Salary Step	Name of Incumbent	SEX	Date of Birth	TIN	Date of Original Appointment	Date of Last Promotion	Status	Civil Service Eligibility	Remarks	
1	2	3	4	5	6	7	8	9	10	11	12	13	14	15	16
24	Utilities/Customer Service Assistant C	8	14,931.00	14,931.00	1	Rebecca C. Monte	F	04/29/73	176-736-629	04/21/99	03/17/14	Perm.	Professional	Incumbent promoted effective Oct. 16, 2009	
27	Data Encoder	7	13,890.00	13,890.00		VACANT								Incumbent promoted effective 1/2/14	
25	Cashiering Assistant	8	14,931.00	15,009.00	3	Evelyn L. Francia	F	05/11/64	124-660-266	03/01/89	01/01/14	Perm.	Absorption	CSC-DBM Joint Circular No. 1 S-1990	
26	Accounting Processor A	8	14,931.00	15,663.00	3	Lina DR. Luceña	F	09/07/64	181-565-596	05/17/99	05/17/14	Perm.	Professional	CSC-DBM Joint Circular No. 1 S-1990	
28	Courier	2	9,675.00	9,675.00	1	Eunil Benedict V. de Villa	M	08/29/54	542-378-000	06/01/15		Perm.	MC I Cat. III	Incumbent Optional Retirement February 01, 2015	
29	Courier	2	9,675.00	9,772.00	2	Julian P. Bagacina Jr.	M	06/06/78	291-811-939	12/05/12	12/05/15	Perm.	MC II Cat III	CSC-DBM Joint Circular No. 1 S-1990	
<b>ENGINEERING AND OPERATION DIVISION</b>															
30	Division Manager	22	42,652.00	45,050.00	6	Engr. Amalia D. Rariza	F	10/29/83	141-058-642	12/01/94	02/16/14	Perm.	RA 1060	CSC-DBM Joint Circular No. 1 S-1990	
31	Senior Engineer A	16	26,876.00	26,876.00	1	VACANT								Incumbent Optional Retirement March 01, 2014	
32	Water/Sewerage Maintenance Head	16	26,876.00	26,876.00	1	Engr. Joseph Ulysses P. Fucio	M	11/23/66	156-637-247	01/02/98	07/01/15	Perm.	RA 1060 Master Plumber	Reclassification	
33	Water/Sewerage Maintenance Man A	8	14,931.00	15,009.00	8	Dante B. Errolada	M	05/23/58	124-660-243	12/01/86	10/20/14	Perm.	Absorption	CSC-DBM Joint Circular No. 1 S-1990	
34	Water/Sewerage Maintenance Man	8	14,931.00	15,061.00	2	Christopher R. Lanciaon	M	03/30/75	292-127-816	12/15/12	12/18/15	Perm.	RA 1080	CSC-DBM Joint Circular No. 1 S-1990	
35	Water/Sewerage Maintenance Man B	6	12,921.00	13,853.00	6	Jose S. Ratin	M	02/10/61	124-660-384	01/02/92	01/01/14	Perm.	Absorption	CSC-DBM Joint Circular No. 1 S-1990	

I CERTIFY to the correctness of the entries herein stated.  
I also certify that the employees whose names appear in the above planilla are the incumbents of the position.

MARIETTA H. CRUZATA  
Division Manager C

Date

  
ROMULO M. CORPORAL, JR.  
General Manager C

Approved:

DEPARTMENT OF BUDGET AND MANAGEMENT  
REGIONAL OFFICE NO. V

I certify that the classification and salary grade of the positions indicated in columns 3 + 4 of this page have been verified and found to be in accordance with our records. Those that are not in accord with our records have been corrected and initialed.

For the Director:

  
LETICIA D. IMPERIAL  
ASST. DIR. - CBMS

PLANTILLA OF PERSONNEL

For the Fiscal Year 2016

Prepared in accordance with the Organizational Structure/Staffing Pattern prescribed in the Revised Local Water District Manual on Categorization, Re-Categorization and Other Related Matters (LWD-MACRO) Approved by DBM

Agency: IRIGA CITY WATER DISTRICT		Address: RUFINO LLAGAS SR. ST., SAN ROQUE, IRIGA CITY													
ITEM NO.		Position Title	Salary Grade	Authorized Salary EO 76 Effective 1-Jun-12 NBC No. 540	Actual Salary Effective June 1, 2012	Salary Step	Name of Incumbent	SEX	Date of Birth	TIN	Date of Original Appointment	Date of Last Promotion	Status	Civil Service Eligibility	Remarks
2015	2016	3	4	5	6	7	8	9	10	11	12	13	14	15	16
36	36	Water/Sewerage Maintenance Man B /	6	12,921.00	13,050.00	2	Clara R. Camila	M	04/28/57	167-519-846	12/01/96	12/05/15	Perm.	MC II S-96 Cat III	CSC-DBM Joint Circular No. 1 S-1990 Promotion
37	37	Water/Sewerage Maintenance Man B /	6	12,921.00	12,921.00	1	Domingo P. Concepcion	M	08/22/65	175-977-819	03/25/97	06/01/15	Perm.	MC II S-96 Cat III	
38	38	Water/Sewerage Maintenance Man C /	4	11,181.00	11,635.00	5	Henry N. Vargas	M	07/17/58	175-977-827	03/25/97	11/01/16	Perm.	MC II S-96 Cat. III	CSC-DBM Joint Circular No. 1 S-1990 Incumbent Promoted effective June 01, 2015
39	39	Water/Sewerage Maintenance Man C /	4	11,181.00	11,181.00	1	VACANT								CSC-DBM Joint Circular No. 1 S-1990
40	40	Water/Sewerage Maintenance Man C /	4	11,181.00	11,292.00	2	Benito N. Alanis	M	06/17/78	252-127-816	12/18/12	12/18/15	Perm.	MC II S-96 Cat. III	CSC-DBM Joint Circular No. 1 S-1990
41	41	Plant Equipment/Mechanic C /	8	14,931.00	15,693.00	6	Billy G. Gozum	M	07/25/60	901-376-715	12/10/99	12/10/14	Perm.	MC II S-96 Cat. I	CSC-DBM Joint Circular No. 1 S-1990
42	42	Instrument Technician A /	8	14,931.00	15,538.00	5	Mario D. Valle	M	02/14/60	929-561-824	07/01/03	07/01/15	Perm.	Equipment Tech./ MC II S-96 Cat II	CSC-DBM Joint Circular No. 1 S-1990
43	43	Draftsman B /	6	12,921.00	13,580.00	6	Hilaria Francisco N. Vargas	M	12/03/62	175-706-652	10/16/97	02/16/14	Perm.	Sub-Professional	CSC-DBM Joint Circular No. 1 S-1990
44	44	Auto Mechanic C /	4	11,181.00	11,635.00	5	Manny B. Montañez	M	09/04/72	912-358-165	12/30/03	12/30/15	Perm.	Automotive Mechanic MC II S-95 Cat I	CSC-DBM Joint Circular No. 1 S-1990
45	45	Driver /	4	11,181.00	11,635.00	5	Albert A. Salvadora	M	12/19/66	923-133-057	12/30/03	12/30/15	Perm.	Driver's License MC II S-96 Cat II	CSC-DBM Joint Circular No. 1 S-1990
46	46	Driver /	4	11,181.00	11,405.00	3	Manuel S. Gonzales	M	05/18/52	065-168-214	09/01/09	09/01/15	Perm.	Professional Driver's License	CSC-DBM Joint Circular No. 1 S-1990
47	47	Clerk Processor C /	4	11,181.00	11,181.00	1	VACANT								Incumbent Resigned effective May 4, 2009

I CERTIFY to the correctness of the entries herein stated.

Approved:

DEPARTMENT OF BUDGET AND MANAGEMENT  
REGIONAL OFFICE NO. V

I also certify that the employees whose names appear in the above plantilla are the incumbents of the position.

MARIETTA H. CRUZATA  
Division Manager C

Date

RONILLO M. CORPORAL, JR.  
General Manager C

I certify that the classification and salary grade of the positions indicated in columns 3 & 4 of this page have been verified and found to be in accordance with our records. Those that are not in accord with our records have been corrected and initialed.

For the Director:

EMY R. CAMBA  
SUPERVISING BMS/  
DIVISION ON

**PLANTILLA OF PERSONNEL**  
For the Fiscal Year 2016  
Prepared in accordance with the Organizational Structure/Staffing Pattern  
prescribed in the Revised Local Water District Manual on Categorization, Re-Categorization  
and Other Related Matters (LWD-MACRO) Approved by DBM

Agency: IRIGA CITY WATER DISTRICT		Address: RUFINO LLAGAS SR. ST., SAN ROQUE, IRIGA CITY													
ITEM NO.	Position Title	Salary Grade	Authorized Salary EO 76 Effective 1-Jun-12 NBC No. 543	Actual Salary Effective June 1, 2012	Salary Step	Name of Incumbent	SEX	Date of Birth	TIN	Date of Original Appointment	Date of Last Promotion	Status	Civil Service Eligibility	Remarks	
2015	2016	3	4	5	6	7	8	9	10	11	12	13	14	15	
<b>PRODUCTION AND WATER QUALITY DIVISION</b>															
48	Senior Quality Control Inspector	16	26,675.00	26,317.00	8	Aneclio N. Ronda	M	04/17/58	124-880-156	07/01/89	01/01/14	Perm.	Absorption	CSC-DBM Joint Circular No. 1 S-1990 Reclassification	
49	Water Utilities Management Development Officer A	16	26,878.00	26,878.00	1	Engr. Jonel Feliciano R. Ferris, Jr.	M	04/20/79	828-561-758	07/01/03	07/01/15	Perm.	RA 1080/		
50	Water Resources Facilities Operator A	8	14,931.00	14,931.00	1	Wilfredo B. Paz	M	04/30/53	167-519-839	07/01/96	07/01/15	Perm.	MC II S-96 Cat. I	Incumbent-Optional Retirement-3/23/07	
51	Water Resources Facilities Operator A	8	14,931.00	14,931.00	1	Jose C. Bolima	M	03/05/61	161-557-689	07/01/96	07/01/15	Perm.	MC II S-96 Cat. I	Incumbent-Optional Effective 10/16/09	
52	Water Resources Facilities Operator A	8	14,931.00	14,931.00	1	VACANT								Incumbent-Promoted Effective - Jan. 01, 2005	
53	Water Resources Facilities Operator B	6	12,921.00	12,921.00	1	VACANT								Incumbent-Promoted Effective - July 01, 2015	
54	Water Resources Facilities Operator B	6	12,921.00	12,921.00	1	VACANT								Incumbent-Promoted Effective - July 01, 2015	
55	Water Resources Facilities Operator E	6	12,921.00	13,445.00	5	Ramon A. Avila	M	03/14/56	175-877-801	07/18/97	03/19/16	Perm.	MC I S-96 Cat I	CSC-DBM Joint Circular No. 1 S-1990	
56	Water Resources Facilities Operator B	6	12,921.00	13,445.00	5	Juan M. Cerillo, Jr.	M	06/13/67	146-697-475	01/02/96	03/19/16	Perm.	MC II S-96 Cat I	CSC-DBM Joint Circular No. 1 S-1990	
57	Water Resources Facilities Operator B	6	12,921.00	13,050.00	2	Antonio B. Monzonhanua	M	11/12/72	901-376-723	02/16/99	12/05/15	Perm.	MC II Cat I	CSC-DBM Joint Circular No. 1 S-1990	
58	Water Resources Facilities Operator B	6	12,921.00	12,921.00	1	VACANT								Incumbent Optional Retirement - 1/13/12	

I CERTIFY to the correctness of the entries herein stated.  
I also certify that the employees whose names appear in the above plantilla are the incumbents of the position.

MARIETTA L. CRUZATA  
Division Manager C

Date

Approved:

ROMULO M. CORPORAL, JR.  
General Manager C

DEPARTMENT OF BUDGET AND MANAGEMENT  
REGIONAL OFFICE NO. V

I certify that the classification and salary grade of the positions indicated in columns 5 + 4 of this page have been verified and found to be in accordance with our records. Those that are not in accord with our records have been corrected and initialed.

For the Director:

LETICIA D. IMPERIAL  
SAO/DC-CBMS

**PLANTILLA OF PERSONNEL**  
 For the Fiscal Year 2016  
 Prepared in accordance with the Organizational Structure/Staffing Pattern  
 prescribed in the Revised Local Water District Manual on Categorization, Re-Categorization  
 and Other Related Matters (LWD-MACRO) Approved by DBM

Agency: IRIGA CITY WATER DISTRICT							Address: RUFINO LLAGAS SR. ST., SAN ROQUE, IRIGA CITY								
ITEM NO.	Position Title	Salary Grade	Authorized Salary EO 76 Effective 1-Jun-12 NBC No. 540	Actual Salary Effective June 1, 2012	Salary Step	Name of Incumbent	SEX	Date of Birth	TIN	Date of Original Appointment	Date of Last Promotion	Status	Civil Service Eligibility	Remarks	
1	2	3	4	5	6	7	8	9	10	11	12	13	14	15	16
58	Water Resources Facilities Operator C	4	11,181.00	11,292.00	2	Sedney J. Belmonte	M	04/11/73	936-396-308	12/05/12	12/05/15	Perm	MC II S-96 Cat. I	CSC-DBM Joint Circular No. 1 S-1990	
60	Water Resources Facilities Operator C	4	11,181.00	11,292.00	2	Rene D. Oliva	M	01/19/69	001-892-913	12/18/12	12/18/15	Perm	MC II S-96 Cat. I	CSC-DBM Joint Circular No. 1 S-1990	
61	Water Resources Facilities Tender B	4	11,181.00	11,405.00	3	Jerry T. Tadoran	M	04/12/72	264-987-290	10/16/09	10/16/15	Perm	MC II S-96 Cat. III	CSC-DBM Joint Circular No. 1 S-1990	
62	Water Resources Facilities Tender B	4	11,181.00	11,405.00	3	Teofilo N. Ibarreta, Jr.	M	03/05/72	265-065-709	10/16/09	10/16/15	Perm	MC II S-96 Cat. III	CSC-DBM Joint Circular No. 1 S-1990	

I CERTIFY to the correctness of the entries herein stated.  
 I also certify that the employees whose names appear in the above plantilla are the incumbents of the position.

Approved:

DEPARTMENT OF BUDGET AND MANAGEMENT  
 REGIONAL OFFICE NO. V

MARIETTA H. CRUZATA  
 Division Manager C

Date

RONALDO M. CORPORAL, JR.  
 General Manager C

I certify that the classification and salary grade of the positions indicated in columns 2 + 4 of this page have been verified and found to be in accordance with our records. Those that are not in accord with our records have been corrected and initialed.

For the Director:

LETICIA D. IMPERIAL  
 CAO/OIC-CBMS



# IRIGA CITY WATER DISTRICT

RUFINO LLAGAS SR. ST., SAN ROQUE, IRIGA CITY  
Tel. Nos. (054) 299-6504\*Telefax (054) 299-5709

Annex D

## SUMMARY OF BOARD RESOLUTION

*For the year 2016*

RESOLUTION NO.	DATE	PARTICULARS
01	Jan. 14, 2016	Resolution enacting the Iriga City Water District (ICWD) Operation Manual.
02	Jan. 26, 2016	Resolution adopting the Performance Based Incentive (PBI) System for the Board of Directors of Iriga City Water District (ICWD).
03	Jan. 26, 2016	Resolution authorizing the ICWD General Manager to enter into contract for radio broadcasting of Iriga City Water District's (ICWD) Plans, Programs, Activities and Concerns.
04	Jan. 26, 2016	Resolution approving and authorizing the holding of raffle for consumers.
05	Feb. 26, 2016	Resolution approving and authorizing the Iriga City Water District (ICWD) "Balik Water District" Program.
06	Feb. 26, 2016	Resolution authorizing the implementation in the Iriga City Water District (ICWD) of Department of Budget and Management (DBM) National Budget Circular No. 562 issued per Executive Order No. 201 of the Office of the President of the Philippines.
07	Feb. 26, 2016	Resolution approving and authorizing the opening of a checking account with the Development Bank of the Philippines.
08	Feb. 26, 2016	Resolution hiring Atty. Reynel M. Beriña as Legal Counsel of Iriga City Water District.
09	Mar. 09, 2016	Resolution enacting the Smoke Free Policy in the Iriga City Water District (ICWD).
10	Mar. 09, 2016	Resolution allocating fund for the Performance Based Incentive (PBI) of the Iriga City Water District (ICWD) Board of Directors and authorizing its release in accordance with LWUA Memorandum Circular No. 01-2016.



# IRIGA CITY WATER DISTRICT

RUFINO LLAGAS SR. ST., SAN ROQUE, IRIGA CITY  
 Tel. Nos. (054) 299-6504\*Telefax (054) 299-5709

11	Mar. 09, 2016	Resolution authorizing the Iriga City Water District (ICWD) General Manager to sign for ICWD the Contract of Service of Marlo M. Achero.
12	Mar. 31, 2016	Resolution naming and designating the authorized officers of the Iriga City Water District (ICWD) to the current account of ICWD to be opened with the Development Bank of the Philippines (DBP).
13	Apr. 05, 2016	Resolution authorizing the ICWD General Manager, Romulo M. Corporal, Jr. to enter into and sign for ICWD a Memorandum of Agreement with the Development Bank of the Philippines on Salary Loan Facilities.
14	June 24, 2016	Resolution authorizing the renewal of the Contract of Service of the existing contractual employees of Iriga City Water District.
15	June 24, 2016	Resolution authorizing the ICWD General Manager to renew the appointment of Mr. Raffy M. Rivera as casual employee.
16	June 24, 2016	Resolution approving and authorizing the grant of the Performance Based Bonus (PBB) to ICWD Officers and Employees.
17	June 24, 2016	Resolution authorizing the ICWD General Manager to renew the Contract of Service of Mrs. Josefina Reyes as Technical and Editorial Consultant of the ICWD Magazine.
18	July 08, 2016	Resolution expressing utmost gratitude to the Surigao Metropolitan Water District, Davao City Water District, Tagum City Water District and Butuan Water District, and their respective Officers and Employees for their assistance and support to the ICWD employees' on their visit and travel for their employees enhancement program.
19	July 27, 2016	Resolution approving and authorizing the purchase and acquisition by ICWD of the ninety three (93) square meter parcel of land covered by tax declaration no. 2006-026-1687 of Apolonio Bagaporo located at San Roque, Iriga City and naming and designating the ICWD General Manager, as the authorized representative of ICWD to make the purchase.





# IRIGA CITY WATER DISTRICT

RUFINO LLAGAS SR. ST., SAN ROQUE, IRIGA CITY  
 Tel. Nos. (054) 299-6504\*Telefax (054) 299-5709

20	July 27, 2016	Resolution renewing the Contract of Service of Atty. Reynel Beriña as Secretary to the Board of Directors of the Iriga City Water District (ICWD).
21	July 27, 2016	Resolution approving and authorizing the filling up of the position of Storekeeper C.
22	July 27, 2016	Resolution authorizing the ICWD General Manager to sign for ICWD the Contracts of Service of three (3) contract employees.
23	Aug. 24, 2016	Resolution authorizing the General Manager of Iriga City Water District (ICWD) to enter into, execute and sign for ICWD contracts or agreements with the Development Bank of the Philippines (DBP) for payroll servicing for and installation of Automated Teller Machine (ATM) facility in the ICWD.
24	Aug. 24, 2016	Resolution adopting the Local Water Utilities Administration (LWUA) Memorandum Circular No. 006.16 on the guidelines on the grant of FY 2015 Performance Based Incentive (PBI) for Board of Directors of Local Water Districts in the Iriga City Water District (ICWD), allocating fund therefore and authorizing its release to eligible members of the ICWD Board of Directors in accordance with LWUA Memorandum Circular No. 001.16, Memorandum Circular No. 002.16 and Memorandum Circular No. 006.16.
25	Sept. 06, 2016	Resolution amending the ICWD Drug-Free Policy and Program adopted and approved by and under Resolution No. 18, series of 2015.
26	Sept. 27, 2016	Resolution approving and authorizing payment through atm/cash/credit/debit cards by ICWD consumers of water bills.
27	Sept. 27, 2016	Resolution authorizing the ICWD General Manager to enter into and sign the renewal of contract of service of Mr. Custodio Deposirataro as ICWD Website Administrator and Computer Technician.
28	Sept. 27, 2016	Resolution approving and authorizing the availment by ICWD of the Deposit Pick-Up



# IRIGA CITY WATER DISTRICT

RUFINO LLAGAS SR. ST., SAN ROQUE, IRIGA CITY  
Tel. Nos. (054) 299-6504\*Telefax (054) 299-5709

		Facilities and related services of the Development Bank of the Philippines (DBP).
29	Oct. 12, 2016	Resolution authorizing the ICWD General Manager to execute and sign for ICWD a Contract of Service of one (1) contractual employee for the Technical Division for the period commencing October 17, 2016 and ending December 31, 2016 with a daily rate of compensation of two hundred pesos (₱ 200.00).
30	Oct. 12, 2016	Resolution approving and authorizing the realignment of fund in the amount of ₱109,094.70 for replacement of drainage pipe at Old Guildid, San Nicolas under account no. 809 (Repair and maintenance – other infrastructure project) to and for the construction of slauce gate at the guildid swimming pool, and the fund in the amount of ₱78,500.00 for water quality supply equipment, step down transformer under the budget for capital expenditure, to and for water pump and its installation for guildid swimming pool.
31	Oct. 26, 2016	Resolution approving and authorizing the payment of the Productivity Incentive Bonus (PIB) for Fiscal Year 2014 and 2015 to permanent/regular employees of ICWD, and realigning and transfering the saving in the budget for the 2016 Performance Based Bonus for the purpose.
32	Oct. 26, 2016	Resolution authorizing the ICWD General Manager to enter into and sign for the ICWD the collective negotiate agreement between the ICWD and the ICWD employees association (ICWDEA).
33	Oct. 26, 2016	Resolution approving and authorizing the realignment and transfer of fund in the amount of one hundred thousand pesos (₱100,000.00) under account no. 753 – Training Expenses to account 751 – Travel Expenses.
34	Oct. 26, 2016	Resolution authorizing the ICWD General Manager to issue appointment as casual employees to four (4) contractual employees.
35	Nov. 07, 2016	Resolution approving and authorizing the payment of the 2015 Performance Based Incentive



# IRIGA CITY WATER DISTRICT

RUFINO LLAGAS SR. ST., SAN ROQUE, IRIGA CITY  
Tel. Nos. (054) 299-6504\*Telefax (054) 299-5709

		(PBI) to the members of the ICWD Board of Directors.
36	Nov. 23, 2016	Resolution approving and enacting the budget of the Iriga City Water District (ICWD) for the year 2017.
37	Dec. 21, 2016	Resolution authorizing the ICWD General Manager to enter into and sign for ICWD an agreement with Engr. Salvador G. Reception Jr. For the installation of warehousing system for ICWD.
38	Dec. 21, 2016	Resolution authorizing the ICWD General Manager to enter into and sign for ICWD the renewal of contract of ICWD with Engr. Salvador G. Reception, Jr. as service provider of ICWD'S HRIS and payroll system.
39	Dec. 21, 2016	Resolution approving and authorizing the Icwd General Manager to enter into and sign for ICWD Memoranda of Agreement with LandBank of the Philippines Re Electronic payment portal and mobile based savings linked salary loan facility.



MONTHLY DATA SHEET  
Iriga City Water District (CCC #91)  
For the month ending December 2016



1 SERVICE CONNECTION DATA:

1.1 Total Services	<u>14,482</u>	1.6 Changes New	<u>89</u>
1.2 Total Active	<u>12,642</u>	Reconnected	<u>76</u>
1.3 Total Metered	<u>12,642</u>	Disconnected	<u>30</u>
1.4 Total Billed	<u>12,642</u>	1.7 Customer in arrears:	
1.5 Population Served	<u>63,210</u>	Number	<u>0.00%</u>

2 PRESENT WATER RATES Effective \_\_\_\_\_

LWUA Approved YES ( X ) NO ( ) Date Approved \_\_\_\_\_

	No. of Conns.	Minimum Charge	COMMODITY CHARGES			
			0-10	11-20	21-30	31-40
Domestic/Government	<u>12,013</u>	<u>214.95</u>	<u>23.45</u>	<u>25.45</u>	<u>28.20</u>	<u>31.50</u>
Commercial	<u>314</u>	<u>429.90</u>	<u>46.90</u>	<u>50.90</u>	<u>56.40</u>	<u>63.00</u>
Semi-Commercial A	<u>264</u>	<u>376.15</u>	<u>41.05</u>	<u>44.55</u>	<u>49.35</u>	<u>55.15</u>
B	<u>22</u>	<u>322.45</u>	<u>35.20</u>	<u>38.20</u>	<u>42.30</u>	<u>47.25</u>
C	<u>23</u>	<u>268.70</u>	<u>29.30</u>	<u>31.80</u>	<u>35.25</u>	<u>39.40</u>
Bulk/Wholesale	<u>6</u>	<u>125.00</u>	<u>12.50</u>	<u>12.50</u>	<u>12.50</u>	<u>12.50</u>

3 BILLING AND COLLECTION DATA

3.1 BILLINGS (Water Sales):

	This Month (TM)	Cumulative
a. Current (metered)	P <u>6,644,350.45</u>	P <u>82,393,224.60</u>
b. Current (Flat rate)		
c. Penalty charges	<u>215,083.80</u>	<u>2,968,707.45</u>
<b>TOTALS</b>	P <u><u>6,859,434.25</u></u>	P <u><u>85,361,932.05</u></u>

3.2 COLLECTIONS (Water Sales):

a. Current Accounts	P <u>4,423,293.69</u>	P <u>48,411,920.54</u>
b. Arrears (Current Years)	<u>2,025,741.28</u>	<u>33,496,044.98</u>
c. Arrears (Previous Years)	<u>74,394.36</u>	<u>3,357,192.95</u>
<b>TOTALS</b>	P <u><u>6,523,429.33</u></u>	P <u><u>85,265,158.47</u></u>

3.3 ACCOUNTS RECEIVABLE Beginning of Year P 8,502,320.44

3.4 ON-TIME PAID THIS MONTH =  $\frac{(3.2a)}{(3.1a) + (3.1b)}$  X 100% = 67 %

COLLECTION EFFICIENCY, YTD =  $\frac{(3.2a) + (3.2b)}{3.1 \text{ Totals}}$  X 100% = 96 %

COLLECTION RATIO, YTD =  $\frac{3.2 \text{ Totals}}{3.3 + 3.1 \text{ Totals}}$  X 100% = 91 %

*[Handwritten signatures and initials]*

FINANCIAL DATA:

	This Month (TM)	Cumulative
<u>4.1 REVENUE</u>		
a. Operating	P 6,986,991.33	P 87,403,227.33
b. Non-Operating	51,434.80	451,932.10
TOTALS	P 7,038,426.13	P 87,855,159.43
<u>4.2 EXPENSES</u>		
	This Month (TM)	Cumulative
a. Salaries and Wages	P 1,230,463.92	P 14,588,679.95
b. Gasoline, Oil & Lubricant Exp.	578,528.06	3,594,277.14
c. Other Supplies (Chemicals)	-	228,640.00
d. Other O & M Expense	7,623,841.45	39,298,968.05
e. Depreciation Expense	628,234.54	7,505,321.28
f. Interest Expense	488,341.01	6,145,175.30
g. Other financial expense	-	-
TOTALS	P 10,549,408.98	P 71,361,061.72
<u>4.3 NET INCOME (LOSS)</u>	P (3,510,982.85)	P 16,494,097.71

4.4 CASH FLOW REPORT:

a. Receipts	P 7,005,357.05	P 93,299,388.54
b. Disbursement	6,405,184.43	82,182,757.94
c. Net Receipts (disbursement)	600,172.62	11,116,630.60
d. Cash Balance, beginning	27,249,219.40	16,732,761.42
e. Cash Balance, ending	P 27,849,392.02	P 27,849,392.02

4.5 MISCELLANEOUS FINANCIAL DATA:

a. Loan Funds (Total)		c. Mat. & Sup. Inventories	5,380,677.87
1. Cash on Hand		d. Acct. Receivables (customer)	8,640,392.17
2. Cash in Bank		e. Customer/Guarantee deposit payable	2,687,338.30
b. WD Funds (Total)			
1. Cash & Cash Equivalents	P 27,849,392.02	f. Payable to suppliers & other creditors	23,766,221.40
2. Sinking Fund	4,181,719.10	g. Total Debt Service (DBP Loan, Long-term)	64,077,170.36
3. Working Fund	10,000.00		
4. cash in bank-LoCur., SA	3,132,409.89		
5. cash in bank-LoCur., TD	39,588,058.32		

5 WATER PRODUCTION DATA:

<u>5.1 SOURCE OF SUPPLY</u>	Number	Total Rated Capacity	Basis of Data
a. Wells	4	130,000 m <sup>3</sup> /mo.	flowmeter
b. Springs	3	288,000 m <sup>3</sup> /mo.	flowmeter
c. Surface		- m <sup>3</sup> /mo.	
d. TOTALS		418,000 m <sup>3</sup> /mo.	

*Handwritten signatures and initials at the bottom of the page.*

FINANCIAL DATA:

		This Month (TM)		Cumulative
<u>4.1 REVENUE</u>				
a. Operating	P	<u>6,986,991.33</u>	P	<u>87,403,227.33</u>
b. Non-Operating		<u>51,434.80</u>		<u>451,932.10</u>
<b>TOTALS</b>	P	<u><u>7,038,426.13</u></u>	P	<u><u>87,855,159.43</u></u>
<u>4.2 EXPENSES</u>		This Month (TM)		Cumulative
a. Salaries and Wages	P	<u>1,230,463.92</u>	P	<u>14,588,679.95</u>
b. Gasoline, Oil & Lubricant Exp.		<u>578,528.06</u>		<u>3,594,277.14</u>
c. Other Supplies (Chemicals)		<u>-</u>		<u>228,640.00</u>
d. Other O & M Expense		<u>7,623,841.45</u>		<u>39,298,968.05</u>
e. Depreciation Expense		<u>628,234.54</u>		<u>7,505,321.28</u>
f. Interest Expense		<u>488,341.01</u>		<u>6,145,175.30</u>
g. Other financial expense		<u>-</u>		<u>-</u>
<b>TOTALS</b>	P	<u><u>10,549,408.98</u></u>	P	<u><u>71,361,061.72</u></u>
<u>4.3 NET INCOME (LOSS)</u>	P	<u><u>(3,510,982.85)</u></u>	P	<u><u>16,494,097.71</u></u>

4.4 CASH FLOW REPORT:

a. Receipts	P	<u>7,005,357.05</u>	P	<u>93,299,388.54</u>
b. Disbursement		<u>6,405,184.43</u>		<u>82,182,757.94</u>
c. Net Receipts (disbursement)		<u>600,172.62</u>		<u>11,116,630.60</u>
d. Cash Balance, beginning		<u>27,249,219.40</u>		<u>16,732,761.42</u>
e. Cash Balance, ending	P	<u><u>27,849,392.02</u></u>	P	<u><u>27,849,392.02</u></u>

4.5 MISCELLANEOUS FINANCIAL DATA:

a. Loan Funds (Total)			c. Mat. & Sup. Inventories	<u>5,380,677.87</u>
1. Cash on Hand			d. Acct. Receivables (customer)	<u>8,640,392.17</u>
2. Cash in Bank			e. Customer/Guarantee deposit payable	<u>2,687,338.30</u>
b. WD Funds (Total)			f. Payable to suppliers & other creditors	<u>23,766,221.40</u>
1. Cash & Cash Equivalents	P	<u>27,849,392.02</u>	g. Total Debt Service (DBP Loan, Long-term)	<u>64,077,170.36</u>
2. Sinking Fund		<u>4,181,719.10</u>		
3. Working Fund		<u>10,000.00</u>		
4. cash in bank-LoCur., SA		<u>3,132,409.89</u>		
5. cash in bank-LoCur., TD		<u><u>39,588,058.32</u></u>		

5 WATER PRODUCTION DATA:

<u>5.1 SOURCE OF SUPPLY</u>	Number	Total Rated Capacity	Basis of Data
a. Wells	<u>4</u>	<u>130,000 m<sup>3</sup>/mo.</u>	<u>flowmeter</u>
b. Springs	<u>3</u>	<u>288,000 m<sup>3</sup>/mo.</u>	<u>flowmeter</u>
c. Surface		<u>- m<sup>3</sup>/mo.</u>	
d. TOTALS		<u><u>418,000 m<sup>3</sup>/mo.</u></u>	



6.4 Board of Directors

	This Month	Cumulative
a. Resolutions approved	3	39
b. Policies passed		
c. Director's fee/other charges	36,750.00	533,058.75
d. Meetings		
1. Held (No.)	2	24
2. Regular (No.)	2	24
3. Specials (No.)	-	-

7 STATUS OF VARIOUS DEVELOPMENTS:

7.1 STATUS OF LOANS as of

Type of loans/Fund:	P	Loan/Fund Committed	AVAILMENTS TO DATE	
			AMOUNT	PERCENTION
a. Early Action				
b. Interim Improvement				
c. Comprehensive				
d. New Service Conn.				
e. BPW Funds				
f. _____				
<b>TOTALS</b>	<b>P</b>		<b>P</b>	

7.2 STATUS OF LOAN PAYMENT TO LWUA: as of July 31, 2005

Types of Loans/Funds:	Projected Collection/Mo.	This Month	COLLECTION YTD
a. Early Action	P		%
b. Interim Improvement			%
c. Comprehensive			%
d. New Service Connection			%
e. Restructuring			%
<b>TOTALS</b>	<b>P</b>		%

7.3 OTHER ON-GOING PROJECTS:

TYPES	Status Schedule (%)	Funded by	Done By
a. Early action			
b. Pre-Feasibility Study	completed (100%)		LWUA-stwssp
c. Feasibility Study	completed (100%)		LWUA-stwssp
d. A & E Design	completed (100%)		LWUA-stwssp
e. Well Drilling	completed (100%)		-de-(AM Garboston Cont.)
f. Project presentation			
g. Pre-Bidding	completed (100%)		LWUA-Manila
h. Bidding	completed (100%)		LWUA-Manila
i. Construction ( _____ )			

*M J G*

Amny F



# IRIGA CITY WATER DISTRICT

RUFINO LLAGAS SR. ST., SAN ROQUE, IRIGA CITY  
Tel. Nos. (054) 299-6504\*Telefax (054) 299-5709



**The Board of Directors**  
Thru: **Dir. Edith C. Andalis**  
Acting Board Chairman  
Iriga City Water District  
Iriga City

Madam:

We are forwarding herewith the financial statements and monthly data sheet for the month of December, 2016 for your reference/evaluation.

1. Balance Sheet
2. Income Statement
3. Cash Flow Statement
4. Monthly Data Sheet

Very truly yours,

  
**ROMULO M. CORPORAL JR.**  
General Manager

cc: ICWD Board of Directors  
L W U A  
DBP  
File



STATUS OF INSTITUTIONAL DEVELOPMENT: (to be filled by the Advisor)

8.1 Development Progres Indicator:

Phase	Earned	Min. Req'd.	Variance	Age in Months	Development Rating
I					
II					

8.2 Commercial Systems/Audit

Dates

a. CPS I Installed	Ma. Lourdes Balaoro	March 1989
b. CPS II Installed	Marinela Santos	January 1996
c. Management Audit	Ric Quiras & Divinagracia Duro	11/28 - 12/8/94
d. PR Assistance		
e. Marketing Assistance		
f. Financial Audit	Ric Quiras & Divinagracia Duro	11/28 - 12/8/94
g. Operations Audit	COA Audit Team- Mrs. Lorenza P. Galvan	March - July 1996
	COA Special Audit Team-Mrs. Helen Reyes	Oct. - Dec. 1998
	COA Audit Team- Mr. Rodolfo T. Follero	August 1998
	COA Special Audit Team	September 2000
	COA Audit Team -Mrs. Elena B. Tabayag	2000
	COA Audit Team -Mrs. Elena B. Tabayag	2001
	COA Operations Audit Team	2002
	COA Operations Audit Team	2003
	COA Audit Team - Mrs.Cocesa T. Gullem	2004
	COA Audit Team - Mrs. Judith J. Belibor	2005
	COA Audit Team - Mrs. Judith J. Belibor	2006
	COA Audit Team - Mr. Jose L. Cantoria Jr.	2007
	COA Audit Team - Mr. Eliseo S. Torrefia	2008
	COA Audit Team - Mrs. Elena B. Tabayag	2009
	COA Audit Team - Mrs. Elena B. Tabayag	2010
	COA Audit Team - Mrs. Elena B. Tabayag	2011
	COA Audit Team - Mrs. Magdalena Espares	2012
	COA Audit Team - Mrs. Maridith A. Brazal	2013
	COA Audit Team - Mrs. Maridith A. Brazal	2014
	COA Audit Team - Mrs. Maridith A. Brazal	2015

SUBMITTED BY:

VERIFIED BY:

ROMULO M. CORPORAL, JR.  
General Manager

\_\_\_\_\_  
Date

\_\_\_\_\_  
Management Advisor

\_\_\_\_\_  
Date

NOTED BY:

RECORDED BY:

\_\_\_\_\_  
Area Manager

\_\_\_\_\_  
Date

\_\_\_\_\_  
FM

\_\_\_\_\_  
Date



IRIGA CITY WATER DISTRICT  
San Roque, Iriga City

BALANCE SHEET  
As of December, 2016

ASSETS	AMOUNT
CURRENT ASSETS	
Cash -Collecting Officers	88,714.83
Cash-Disbursing Officers	-
Petty Cash Fund	10,000.00
Cash in Bank-Local Currency, CA-PNB	15,505,717.27
Cash in Bank-Local Currency, CA-LandBank	1,367,918.63
Cash in Bank-Local Currency, CA-LandBank	109,318.37
Cash in Bank-Local Currency, CA-DBP	10,887,041.29
Cash in Bank-Local Currency, SA	3,132,409.89
Cash in Bank-Local Currency, ID	39,588,058.32
Sinking Funds	4,181,719.10
Accounts Receivable-Water Sales	8,640,392.17
<i>Allowance for Doubtful Accounts</i>	<u>(1,284,404.03)</u>
Accounts Receivable-New Service connection fees	7,355,988.14
Accounts Receivable-Lost Water Meters	875,175.20
Due from Officers & Employees	688.55
Receivables-disallowance	7,489.77
Due from NGA's/BIWADA	1,575,881.53
Other Receivables	12,168.00
Office Supplies Inventory	21,462.20
Accountable Forms Inventory	361,492.75
Other Supplies Inventory	83,214.00
Spare Parts Inventory	15,077.92
Construction Materials Inventory	72,599.22
Chemicals and Filtering Materials Inventory	4,765,893.98
Prepaid Insurance	82,400.00
Advances to Contractors	104,886.34
Other Prepaid Expenses	-
Guaranty Deposits	42,136.95
TOTAL CURRENT ASSETS	<u>90,520,852.25</u>
NON-CURRENT ASSETS	
Land	3,078,715.41
Land Improvement	88,175.95
<i>Accum. Depreciation-Land Improvement</i>	<u>(60,459.87)</u>
Irrigation, Water System and Structure	100,429,808.84
<i>Accum. Depreciation-Irrigation, Water Sys. &amp; Structure</i>	<u>(44,474,338.69)</u>
Office Building	4,044,318.04
<i>Accum. Depreciation-Office Building</i>	<u>(2,347,716.77)</u>
Other Structures	7,149,613.09
<i>Accum. Depreciation-Other Structures</i>	<u>(3,547,348.65)</u>
Office Equipment	883,525.85
<i>Accum. Depreciation-Office Equipment</i>	<u>(520,583.79)</u>
Furniture and Fixtures	2,727,361.81
<i>Accum. Depreciation-Furniture and Fixtures</i>	<u>(1,730,575.89)</u>
IT Equipment and Software	3,818,826.66
<i>Accum. Depreciation-IT Equip. &amp; Software</i>	<u>(2,399,521.38)</u>
Machinerics	31,996,713.55
<i>Accum. Depreciation-Machinerics</i>	<u>(24,894,846.18)</u>

PN

9

Communication Equipment	387,155.29	
Accum. Depreciation-Communication Equipment	<u>(250,243.43)</u>	136,911.86
Firefighting Equipment and Accessories	34,500.00	
Accum. Depreciation-Firefighting Equip. & Accessories	<u>(21,060.00)</u>	13,440.00
Motor Vehicles	6,886,671.40	
Accum. Depreciation-Motor Vehicles	<u>(4,751,243.14)</u>	2,135,428.26
Other Transportation Equipment	17,600.00	
Accum. Depreciation-Other Transportation Equipment	<u>(15,840.00)</u>	1,760.00
Other Property, Plant and Equipment	2,051,411.21	
Accum. Depreciation-Other Property, Plant and Equip.	<u>(991,924.96)</u>	1,059,486.25
Construction Work in Progress-Agency Assets (Net)		7,148.00
Other Assets		2,442,009.43
<b>TOTAL NON-CURRENT ASSETS</b>		<u>80,037,851.78</u>
<b>TOTAL ASSETS</b>		<u><u>170,558,704.03</u></u>

**LIABILITES AND EQUITY**

AMOUNT

**CURRENT LIABILITIES**

Accounts Payable	3,102,202.14
Due to Officers & Employees	20,094,302.75
Due to BIR	313,340.57
Due to GSIS	-
Due to Other GOCCs	-
Due to Pag-ibig	-
Due to Philhealth	-
Due to other NGA's	-
Loans Payable-Domestic, Current	-
Other Deferred Credits	9,350,071.27
Guaranty Deposits Payable	2,687,338.30
Performance/Bidders/Bail Bonds Payable	157,740.44
Other Payables	98,635.50
<b>TOTAL CURRENT LIABILITIES</b>	<u>35,803,630.97</u>

**NON-CURRENT LIABILITY**

Loans Payable-Domestic	64,077,170.36
------------------------	---------------

**EQUITY**

Government Equity	470,390.42
Retained Earnings ( 53,713,414.57 + 16,494,097.71 )	<u>70,207,512.28</u>
<b>TOTAL EQUITY</b>	<u>70,677,902.70</u>

<b>TOTAL LIABILITIES AND EQUITY</b>	<u><u>170,558,704.03</u></u>
-------------------------------------	------------------------------

SALVADOR D. ALCOMENDAS  
Sr. Corp. Accountant C


ROMULO M. CORPORAL, JR.  
General Manager



**IRIGA CITY WATER DISTRICT  
INCOME STATEMENT**

For the Month Ended December 2016

INCOME	This Month	Cumulative [Jan.-Dec. 2016]
<u>Business Income</u>		
Income from water works system	6,644,350.45	82,391,096.15
Other Business Income	127,557.08	2,043,456.63
Fines and Penalties-Business Income	215,083.80	2,968,674.55
	<u>6,986,991.33</u>	<u>87,403,227.33</u>
<u>OTHER GENERAL INCOME</u>		
Miscellaneous Income	440.00	5,856.00
Interest Income	46,994.80	365,469.75
Other Fines and Penalties	4,000.00	80,606.35
	<u>47,434.80</u>	<u>451,931.10</u>
<b>TOTAL INCOME</b>	<b>7,038,426.13</b>	<b>87,855,159.43</b>
<u>EXPENSES</u>		
Personal Services	5,899,623.82	27,970,213.12
Other Maintenance and Operating Expenses	4,161,444.15	37,245,673.30
Interest Expense	488,341.01	6,145,175.30
	<u>10,549,408.98</u>	<u>71,361,061.72</u>
<b>NET INCOME ( NET LOSS )</b>	<b>(3,510,982.85)</b>	<b>16,494,097.71</b>

  
**SALVADOR D. ALCOMENDAS**  
Sr. Corp. Accountant C

  
**ROMEO M. CORPORAL, JR.**  
General Manager

**DETAILED EXPENSES:**

	This Month	Cumulative [Jan.-Dec. 2016]
<b>Schedule of Personal Services</b>		
Salaries & wages-Regular	953,067.00	11,315,573.29
Salaries & wages-Casual	88,460.22	659,221.98
Salaries & wages-Contractual	193,517.82	2,618,465.80
<b>Sub-Total1</b>	<b>1,235,045.04</b>	<b>14,593,261.07</b>
<b>Sub-schedule of other Compensation</b>		
Personnel Economic Relief Allowance (PERA)	28,136.36	314,201.13
Additional Compensation (ADCOM)	84,409.08	942,603.36
Representation Allowance (RA)	23,500.00	282,000.00
Transportation Allowance (TA)	23,500.00	282,000.00
Clothing/Uniform Allowance	-	240,000.00
Subsistence, Laundry & Quarter Allowance	85,750.00	1,012,375.00
Productivity Incentive Bonus		
Honoraria	12,000.00	144,000.00
Overtime and Night Pay	141,334.90	540,609.98
Cash Gift	-	261,500.00
Year End Bonus		1,972,318.00
<b>Sub-Total2</b>	<b>398,630.34</b>	<b>5,991,607.47</b>
<b>Sub-schedule of Other Personnel Benefit Contributions</b>		
Lifetime & Retirement Insurance Contributions	125,020.06	1,437,216.38
Pag-ibig Contributions	5,700.00	63,200.00
Philhealth Contributions	11,663.00	132,138.50
ECC Contributions	5,694.78	63,016.10
Terminal Leave Benefits	1,023,996.10	1,023,996.10
Other Personnel Benefits	3,093,874.50	4,665,777.50
<b>Sub-Total3</b>	<b>4,265,948.44</b>	<b>7,385,344.58</b>
<b>TOTAL PERSONAL SERVICES</b>	<b>5,899,623.82</b>	<b>27,970,213.12</b>

**Schedule of Maintenance and Other Operating Expenses:**

Traveling Expenses-Local	49,552.25	789,508.83
Training Expenses	5,000.00	251,957.00
Office Supplies Expenses	48,663.70	514,033.75
Accountable Forms Expenses	6,363.85	78,121.00
Drugs & Medical Expenses	-	2,987.75
Medical, Dental & Laboratory Expenses	-	5,900.00
Gasoline, Oil & Lubricant Expenses	578,528.06	3,594,277.14
Chemical and Filtering Materials Expenses	34,000.00	330,640.00
Other Supplies Expenses	11,535.17	56,550.17
Water Expenses	3,105.25	68,518.55
Electricity Expenses	1,381,914.53	14,987,463.59
Cooking Gas Expenses	-	1,692.00
Postage & Deliveries	523.00	9,059.00
Telephone Expenses-Landline	5,916.58	71,665.81
Telephone Expenses-Mobile	20,321.50	197,051.00
Internet Expenses	8,870.86	60,660.22
Cable, Satellite, Telegraph and Radio Expenses	900.00	3,600.00
Membership Dues & Contributions to Organizations		25,931.00
Advertising Expenses	2,000.00	128,000.00
Printing, Binding & Reproduction Expenses	432.00	11,165.00
Rent Expenses		
Representation Expenses	11,902.40	139,306.55

Transportation and Delivery Expenses		16,075.00
Subscription Expenses	525.00	
Survey Expenses		
Rewards & Other Claims	10,000.00	17,834.75
Legal Services	11,600.00	117,100.00
Auditing Services	-	100,000.00
Consultancy Services		
Security Services	68,165.00	406,825.00
Council / Board Members Allowances & Other Benefits	36,750.00	533,058.75
Repairs & Maintenance-Land Improvements		
Repairs & Maintenance-Irrigation, Water Sys. & Structures	157,702.73	1,508,271.50
Repairs & Maintenance-Other Infrastructure Assets	100,760.50	219,864.30
Repairs & Maintenance-Office Building	152,193.50	156,649.90
Repairs & Maintenance-Other Structures		
Repairs & Maintenance-Office Equipment	18,138.00	18,138.00
Repairs & Maintenance-Furniture and Fixtures		14,150.00
Repairs & Maintenance-IT Equipment & Software	33,754.44	217,146.44
Repairs & Maintenance-Machineries	28,478.00	373,430.45
Repairs & Maintenance-Communication Equipment		5,500.00
Repairs & Maintenance-Firefighting Equipment		
Repairs & Maintenance-Other Machineries & Equipment		
Repairs & Maintenance-Motor Vehicles	15,694.65	153,658.63
Repairs & Maintenance-Other Property, Plant & Equipment	-	-
Donations		
Extraordinary Expenses		
Taxes, Duties and Licenses	299,652.39	1,978,636.41
Fidelity Bond Premiums	1,093.75	12,375.00
Insurance Expenses	15,173.86	150,482.82
Bad Debts Expense	(18.31)	240,007.24
Depreciation-Land Improvement	276.37	3,316.44
Depreciation-Irrigation, Water Systems & Structures	256,345.84	3,055,383.11
Depreciation-Office Building	13,070.68	156,762.00
Depreciation-Other Structures	25,242.33	301,143.26
Depreciation-Office Equipment	5,609.49	65,756.34
Depreciation-Furniture and Fixtures	16,160.81	174,723.86
Depreciation-IT Equipment and Software	41,316.87	531,512.33
Depreciation-Machineries	225,833.06	2,740,302.69
Depreciation-Communication Equipment	3,448.65	46,410.48
Depreciation Fire fighting Equipment and Accessories	382.50	4,590.00
Depreciation-Other Transportation Equipment		
Depreciation-Motor Vehicles	18,728.01	219,915.12
Depreciation-Other Property, Plant & Equipment	21,819.93	205,505.65
Discount on Income from Waterworks System	14,396.70	172,352.62
Other Maintenance & Operating Expenses	399,620.25	2,000,456.85
Bank Charges	-	250.00
<b>TOTAL MAINTENANCE &amp; OTHER OPERATING EXPENSES</b>	<b>4,161,444.15</b>	<b>37,245,673.30</b>
Documentary Stamps Expenses		
Interest Expenses	488,341.01	6,145,175.30
Other Financial Expenses		
<b>Total Financial Expenses</b>	<b>488,341.01</b>	<b>6,145,175.30</b>
<b>TOTAL EXPENSES</b>	<b>10,549,408.98</b>	<b>71,361,061.72</b>

W


9




IRIGA CITY WATER DISTRICT  
San Roque, Iriga City

CASH FLOW STATEMENT  
For the Month Ended December 31, 2016

	This Month	Cumulative [Jan.-Dec. 2016]
<u>Cash flow from Operating Activities</u>		
Cash inflows:		
Collection of water bills/fees	6,489,735.47	84,701,486.18
Collection of other business income	188,757.44	2,431,834.44
Refund of excess cash advances	44,476.13	269,943.10
Interest Income	7,437.48	20,096.88
*Other sources	274,950.53	836,027.94
Transfer from Other Current Account		5,040,000.00
<b>Total cash inflows-Operating Activities</b>	<b>7,005,357.05</b>	<b>93,299,388.54</b>
<u>Cash Outflows:</u>		
Payroll (net)	672,369.30	7,663,677.13
Other Operating and Maintenance expenses	2,471,834.10	27,612,248.95
Remittances to GSIS/Pag-ibig/Philhealth/BIR	667,555.74	7,506,605.11
Purchases of materials and supplies	337,032.50	4,822,942.47
Prepayments	28,736.80	211,193.79
To Special/Time Deposits	500,000.00	11,000,000.00
Due to Officers & Employees	228,244.40	4,955,505.04
Working fund		
Other payments**	620,781.02	7,867,018.61
	<b>5,526,553.86</b>	<b>71,639,191.10</b>
<b>Net Cash generated from Operating Activities</b>	<b>1,478,803.19</b>	<b>21,660,197.44</b>
<u>Cash flows from Financing Activities</u>		
Payment of interest & principal	878,630.57	10,543,566.84
<b>Net cash generated from financing activities</b>	<b>878,630.57</b>	<b>10,543,566.84</b>
<b>EXCESS OF OUTFLOWS FROM INFLOWS</b>	<b>600,172.62</b>	<b>11,116,630.60</b>
Cash beginning of Month/Year	27,249,219.40	16,732,761.42
<b>Cash ending of this Month/Period</b>	<b>27,849,392.02</b>	<b>27,849,392.02</b>

  
SALVADOR D. ALCOMENDAS  
Sr. Corp. Accountant C

  
ROMULO M. CORPORAL, JR.  
General Manager

\*Other Sources: Refund-Disallowance, P 6,500.00; Refund PIB Board, P 20,000.00; Other Payables-Not. Fee, P 4,700.00 ;  
Construction Materials Inventory, P 206,877.76; Miscellaneous Income - Sale of used oil, P 440.00;  
Cancelled DV, P 36,432.77.

\*\*Other Payments: Fixed Asset Acquisition, P 243,690.30; Due from Officers & Employees, P 106,180.00.  
Other payables, P 270,810.72; Other Receivable - Notarial Fee, P 100.00.

## NOTICE OF IMPLEMENTATION

Be it known to our valued concessionaires that the PHASE VIII of the new water rates will be implemented effective November 2011 (December 2011 consumption). The established Water Rates have been approved and confirmed by the Board of Trustees of the Local Water Utilities Administration (LWUA) through Board of Trustees Resolution No. 94, Series 2008, and adopted by the Iriga City Water District through Board Resolution No. 17 Series 2011.

**Iriga City Water District**  
**NEW WATER RATES**  
Per LWUA Board Resolution No. 20 Series 2001  
Effective November 2011 (December 2011 Billing)

Classification	Meter Size	Minimum Charge (10 Cubic Meter)	Commodity Charges			
			11-20 Cu.m.	21-30 Cu.m.	31-40 Cu.m.	41 and over Cu.m.
Residential / Government	½"	214.95	23.45	25.45	28.20	31.50
	1"	681.85	23.45	25.45	28.20	31.50
Commercial	½"	429.90	46.90	50.90	56.40	63.00
	1"	1375.70	46.90	50.90	56.40	63.00
Semi- Commercial	A ½"	376.15	41.05	44.55	49.35	55.15
	B ¾"	322.45	35.20	38.20	42.30	47.25
	C ½"	268.70	29.30	31.80	35.25	39.40





Republic of the Philippines  
**METROPOLITAN NAGA WATER DISTRICT**  
 40 J. Miranda Avenue, Naga City

Annex H

**PRODUCTION DIVISION**  
**RESULT OF BACTERIOLOGICAL POTABILITY TESTING OF WATER SAMPLE**

Name: IRIGA CITY WATER DISTRICT  
 Address: Iriga City  
 OR # 207131      207533  
 Date: 13-Dec-16      22-Dec-16  
 Amount: 10,800.00      1,200.00

Type of Examination : FCT  
 Sample Lab. No. : B16-12-146 to 155  
 Collected by: ANECITO N. RONDA  
 Date/Time Released: \_\_\_\_\_  
 Signature: \_\_\_\_\_  
 Name: \_\_\_\_\_

REMARKS: \_\_\_\_\_

Laboratory No.	Sample/Location	Sampling Point/ Source	Date & Time Collected	Total Coliforms	Fecal Coliforms	HPC Test	Remarks
B16-12-146	LA ANUNCIACION	FAUCET/ Deep Well/ Dev. Spring	12/12/2016 8:50 AM	<1.1	<1.1	0	PASSED
B16-12-147	STO. DOMINGO	FAUCET/ Deep Well/ Dev. Spring	12/12/2016 8:55 AM	<1.1	<1.1	1	PASSED
B16-12-148	SAN NICOLAS (RUBI)	FAUCET/ Deep Well/ Dev. Spring	12/12/2016 9:00 AM	<1.1	<1.1	1	PASSED
B16-12-149	SAN NICOLAS (GOBAS)	FAUCET/ Deep Well/ Dev. Spring	12/12/2016 9:05 AM	<1.1	<1.1	0	PASSED
B16-12-150	MASOSU PS	FAUCET/ Deep Well/ Dev. Spring	12/12/2016 9:10 AM	<1.1	<1.1	0	PASSED
B16-12-151	PARINA	FAUCET/ Deep Well/ Dev. Spring	12/12/2016 9:15 AM	<1.1	<1.1	1	PASSED
B16-12-152	SAN AGUSTIN	FAUCET/ Deep Well	12/12/2016 9:20 AM	<1.1	<1.1	0	PASSED
B16-12-153	COMMERCIAL C	FAUCET/ Deep Well/ Dev. Spring	12/12/2016 9:25 AM	<1.1	<1.1	2	PASSED
B16-12-154	INORUGAN SUMP	FAUCET/ Deep Well/ Dev. Spring	12/12/2016 9:30 AM	<1.1	<1.1	1	PASSED
B16-12-155	NEW GUILID SUMP	FAUCET/ Deep Well/ Dev. Spring	12/12/2016 9:35 AM	<1.1	<1.1	5	PASSED

MPN - Most Probable Number of Coliform  
 CFU - Colony Forming Units  
 HPC - Heterotrophic Plate Count  
 PNSDW - Philippine National Standards for Drinking Water

Total Coliform Test (TCT)      Less than 1.1 or 0  
 Fecal Coliform Test (FCT)      Less than 1.1 or 0  
 Colony Forming Units/ml      <500

Analyzed by:  
  
**ZANDRA S. GUTIERREZ, RMT**  
 Medical Technologist II  
 Laboratory Testing & Analysis Section

Checked by:  
  
**HERIBERTO B. FORNOLES, MD, DPSP**  
 Pathologist

Attested by:  
  
**RENATO R. DELA CRUZ**  
 Division Manager A

Noted by:  
  
**CESAR F. FEDERIZON**  
 General Manager A



Republic of the Philippines  
**METROPOLITAN NAGA WATER DISTRICT**  
 40 J. Miranda Avenue, Naga City

**PRODUCTION DIVISION**  
**RESULT OF BACTERIOLOGICAL POTABILITY TESTING OF WATER SAMPLE**

Name: IRIGA CITY WATER DISTRICT  
 Address: San Roque, Iriga City  
 OR #: 206077  
 Date: 14-Nov.16  
 Amount: 10,800.00

Type of Examination : FCT  
 Sample Lab. No. : B16-11-156 to 183  
 Collected by: ANECITO N. RONDA  
 Date/Time Released: \_\_\_\_\_  
 Signature: \_\_\_\_\_  
 Name: \_\_\_\_\_

REMARKS: \_\_\_\_\_

Laboratory No.	Sample/Location	Sampling Point/ Source	Date & Time Collected	Total Coliforms	Fecal Coliforms	HPC Test	Remarks
B16-11-156	LA ANUNCIACION	FAUCET/	11/14/2016 8:50 AM	<1.1	<1.1	3	PASSED
B16-11-157	STO. DOMINGO	FAUCET/	11/14/2016 8:55 AM	<1.1	<1.1	3	PASSED
B16-11-158	SAN NICOLAS (RUBI)	FAUCET/	11/14/2016 9:00 AM	<1.1	<1.1	0	PASSED
B16-11-159	SAN NICOLAS (GABAS)	FAUCET/	11/14/2016 9:05 AM	<1.1	<1.1	1	PASSED
B16-11-160	MASOSU PS	FAUCET/	11/14/2016 9:10 AM	<1.1	<1.1	1	PASSED
B16-11-161	PARINA	FAUCET/	11/14/2016 9:15 AM	<1.1	<1.1	1	PASSED
B16-11-162	SAN AGUSTIN	FAUCET/	11/14/2016 9:20 AM	<1.1	<1.1	2	PASSED
B16-11-183	COMMERCIAL C	FAUCET/	11/14/2016 9:25 AM	<1.1	<1.1	1	PASSED

MPN - Most Probable Number of Coliform  
 CFU - Colony Forming Units  
 HPC - Heterotrophic Plate Count  
 PNSDW - Philippine National Standards for Drinking Water

Total Coliform Test (TCT) Less than 1.1 or 0  
 Fecal Coliform Test (FCT) Less than 1.1 or 0  
 Colony Forming Units/ml <500

Analyzed by:

**ZANDRA S. GUTIERREZ, RMT**  
 Medical Technologist II  
 Laboratory Testing & Analysis Section

Checked by:

**HERIBERTO B. FORNOLES, MD, DPSP**  
 Pathologist

Attested by:

**RENATO R. DELA CRUZ**  
 Division Manager A

Noted by:

**CESAR H. FEDERIZON**  
 General Manager A

Angeles H

**PRODUCTION DIVISION**  
**RESULT OF BACTERIOLOGICAL POTABILITY TESTING OF WATER SAMPLE**

Name: IRIGA CITY WATER DISTRICT  
 Address: Iriga City  
 OR # 207131      207533  
 Date: 13-Dec-16      22-Dec-16  
 Amount: 10,800.00      1,200.00

Type of Examination : FCT  
 Sample Lab. No. : B16-12-146 to 155  
 Collected by: \_\_\_\_\_  
 Date/Time Released: ANECITO N. RONDA  
 Signature: \_\_\_\_\_  
 Name: \_\_\_\_\_

REMARKS: \_\_\_\_\_

Laboratory No.	Sample/Location	Sampling Point/ Source	Date & Time Collected	Total Coliforms	Fecal Coliforms	HPC Test	Remarks
B16-12-146	LA ANUNCIACION	FAUCET/ Deep Well/ Dev. Spring	12/12/2016 8:50 AM	<1.1	<1.1	0	PASSED
B16-12-147	STO. DOMINGO	FAUCET/ Deep Well/ Dev. Spring	12/12/2016 8:55 AM	<1.1	<1.1	1	PASSED
B16-12-148	SAN NICOLAS (RUBI)	FAUCET/ Deep Well/ Dev. Spring	12/12/2016 9:00 AM	<1.1	<1.1	1	PASSED
B16-12-149	SAN NICOLAS (GOBAS)	FAUCET/ Deep Well/ Dev. Spring	12/12/2016 9:05 AM	<1.1	<1.1	0	PASSED
B16-12-150	MASOSU PS	FAUCET/ Deep Well/ Dev. Spring	12/12/2016 9:10 AM	<1.1	<1.1	0	PASSED
B16-12-151	PARINA	FAUCET/ Deep Well/ Dev. Spring	12/12/2016 9:15 AM	<1.1	<1.1	1	PASSED
B16-12-152	SAN AGUSTIN	FAUCET/ Deep Well	12/12/2016 9:20 AM	<1.1	<1.1	0	PASSED
B16-12-153	COMMERCIAL C	FAUCET/ Deep Well/ Dev. Spring	12/12/2016 9:25 AM	<1.1	<1.1	2	PASSED
B16-12-154	INDRUGAN SUMP	FAUCET/ Deep Well/ Dev. Spring	12/12/2016 9:30 AM	<1.1	<1.1	1	PASSED
B16-12-155	NEW GUILID SUMP	FAUCET/ Deep Well/ Dev. Spring	12/12/2016 9:35 AM	<1.1	<1.1	5	PASSED

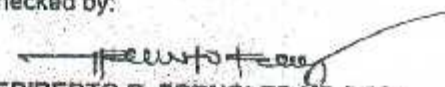
MPH - Most Probable Number of Coliform  
 CFU - Colony Forming Units  
 HPC - Heterotrophic Plate Count  
 PNSDW - Philippine National Standards for Drinking Water

Total Coliform Test (TCT)      Less than 1.1 or 0  
 Fecal Coliform Test (FCT)      Less than 1.1 or 0  
 Colony Forming Units/ml      <500

Analyzed by:

  
**ZANDRA S. GUTIERREZ, RMT**  
 Medical Technologist II  
 Laboratory Testing & Analysis Section

Checked by:

  
**HERIBERTO B. FORNOLES, MD, DPSP**  
 Pathologist

Attested by:

  
**RENATO R. DELA CRUZ**  
 Division Manager A

Noted by:

  
**CESAR H. FEDERIZON**  
 General Manager A



Republic of the Philippines  
**METROPOLITAN NAGA WATER DISTRICT**  
 40 J. Miranda Avenue, Naga City

**PRODUCTION DIVISION**  
**RESULT OF BACTERIOLOGICAL POTABILITY TESTING OF WATER SAMPLE**

Name: IRIGA CITY WATER DISTRICT  
 Address: San Roque, Iriga City  
 OR #: 206077  
 Date: 14-Nov-16  
 Amount: 10,800.00

Type of Examination : FCT  
 Sample Lab. No. : B16-11-156 to 163  
 Collected by: ANECITO N. RONDA  
 Date/Time Released:  
 Signature:  
 Name:

REMARKS:

Laboratory No.	Sample/Location	Sampling Point/ Source	Date & Time Collected	Total Coliforms	Fecal Coliforms	HPC Test	Remarks
B16-11-156	LA ANUNCIACION	FAUCET/	11/14/2016 8:50 AM	<1.1	<1.1	3	PASSED
B16-11-157	STO. DOMINGO	FAUCET/	11/14/2016 8:55 AM	<1.1	<1.1	3	PASSED
B16-11-158	SAN NICOLAS (RUBI)	FAUCET/	11/14/2016 9:00 AM	<1.1	<1.1	0	PASSED
B16-11-159	SAN NICOLAS (GABAS)	FAUCET/	11/14/2016 9:05 AM	<1.1	<1.1	1	PASSED
B16-11-160	MASOSU PS	FAUCET/	11/14/2016 9:10 AM	<1.1	<1.1	1	PASSED
B16-11-161	PARINA	FAUCET/	11/14/2016 9:15 AM	<1.1	<1.1	1	PASSED
B16-11-162	SAN AGUSTIN	FAUCET/	11/14/2016 9:20 AM	<1.1	<1.1	2	PASSED
B16-11-163	COMMERCIAL C	FAUCET/	11/14/2016 9:25 AM	<1.1	<1.1	1	PASSED

MPN - Most Probable Number of Coliform  
 CFU - Colony Forming Units  
 HPC - Heterotrophic Plate Count  
 PNSDW - Philippine National Standards for Drinking Water

Total Coliform Test (TCT) Less than 1.1 or 0  
 Fecal Coliform Test (FCT) Less than 1.1 or 0  
 Colony Forming Units/ml <500

Analyzed by:  
  
**ZANDRA S. GUTIERREZ, RMT**  
 Medical Technologist II  
 Laboratory Testing & Analysis Section

Checked by:  
  
**HERIBERTO B. FORNOLES, MD, DPSP**  
 Pathologist

Attested by:  
  
**RENATO R. DELA CRUZ**  
 Division Manager A

Noted by:  
  
**CESAR H. FEDERIZON**  
 General Manager A

Iriga City Water District  
Summary of Production & Consumption  
(In. Cu. M.)  
January 2016 to December 2016

Month/Year	Production	Consumption	NRW
January 2016	385,785 m <sup>3</sup>	287,897 m <sup>3</sup>	97,888 m <sup>3</sup>
February 2016	352,757 m <sup>3</sup>	258,385 m <sup>3</sup>	94,372 m <sup>3</sup>
March 2016	354,484 m <sup>3</sup>	255,289 m <sup>3</sup>	99,195 m <sup>3</sup>
April 2016	381,416 m <sup>3</sup>	289,957 m <sup>3</sup>	91,459 m <sup>3</sup>
May 2016	374,348 m <sup>3</sup>	288,515 m <sup>3</sup>	85,833 m <sup>3</sup>
June 2016	379,853 m <sup>3</sup>	294,126 m <sup>3</sup>	85,727 m <sup>3</sup>
July 2016	360,307 m <sup>3</sup>	283,846 m <sup>3</sup>	76,461 m <sup>3</sup>
August 2016	388,559 m <sup>3</sup>	289,364 m <sup>3</sup>	99,195 m <sup>3</sup>
September 2016	387,171 m <sup>3</sup>	285,372 m <sup>3</sup>	101,799 m <sup>3</sup>
October 2016	366,714 m <sup>3</sup>	271,924 m <sup>3</sup>	94,790 m <sup>3</sup>
November 2016	377,238 m <sup>3</sup>	273,447 m <sup>3</sup>	103,791 m <sup>3</sup>
December 2016	367,803 m <sup>3</sup>	279,960 m <sup>3</sup>	87,843 m <sup>3</sup>

Annex 2

**Iriga City Water District**  
**LIST OF WATER SOURCES**  
as of December 31, 2016

	<b>WATER SOURCES</b>	<b>LOCATION</b>
1	Masosu Spring	San Isidro, Iriga City
2	Butawan Spring	San Roque, Iriga City
3	Guilid Old Spring	San Nicolas, Iriga City
4	Guilid New Deepwell 1 & 2	San Nicolas, Iriga City
5	Barbosa Deepwell	Perpetual Help, Iriga City
6	Sta. Teresita Deepwell	Sta. Teresita, Iriga City
7	Salvacion Deepwell	Salvacion, Iriga City



Anref K


IRIGA CITY WATER DISTRICT  
IRIGA CITY  
CONSUMPTION PATTERN  
For the month of December 2016  
ALL ZONES

Report Date : 01/11/2017

Classification	Meter Size	Total Usage	0	1-10	11-20	21-30	31-40	41-50	51-Up	Total
RESIDENTIAL	1/2"	206,689	184	3,472	4,937	2,011	755	297	245	11,901
RESIDENTIAL	1"	210	1		1				1	3
Total-RESIDENTIAL		206,899	185	3,472	4,938	2,011	755	297	246	11,904
GOVERNMENT	1/2"	9,130	8	33	12	9	7		40	109
COMMERCIAL	1/2"	11,477	9	105	70	33	20	11	61	309
COMMERCIAL	1"	1,649						1	4	5
Total-COMMERCIAL		13,126	9	105	70	33	20	12	65	314
COMMERCIAL -A	1/2"	3,898	6	165	48	16	10	9	10	264
COMMERCIAL- B	1/2"	271		12	6	2	2			22
COMMERCIAL-C	1/2"	248		17	3	1	1		1	23
BULK	1/2"	31,317							6	6
T o t a l		264,889	208	3,804	5,077	2,072	795	318	368	12,642

Prepared by:  
  
GILBERT B. INZAG  
Customer Service Asst. B

Check/verified by:  
  
MARIBETH O. MARZAN  
Division Manager C

Noted by:  
  
RAMILO N. CORPORAL  
General Manager

Annex L

**IRIGA CITY WATER DISTRICT**  
Iriga City  
**LIST OF PROPERTY PLANT EQUIPMENT**  
As of December 31 2016

Acct Code	Description	Unit/s Pieces	Date Acquired	Acquisition Cost	LOCATION	REMARKS
201	<b>Land &amp; Land Rights</b>					
	Butawan Pumping Station - Public Domain	453 sqm.	Aug-79	39,530.00	San Roque	
	Reservoir Site - Public Domain, included in turnover	625 sqm.	Aug-79	3,125.00	San Roque	
	Lot - Alfonso Oliva	153 sqm.	Nov-96	68,500.00	San Roque	
	Lot - Felisa Pimentel	496 sqm.	Aug-09	87,708.88	San Roque	
	Lot - Perpetual Help, Baldomero Paldo	220 sqm.	Feb-09	80,000.00	Perpetual Help	
	Lot - Perpetual Help, Zoilo Paldo	91.3 sqm.	Feb-09	55,390.00	Perpetual Help	
	Lot - Sto. Domingo, Ernestina Taturan	793 sqm.	Nov-09	817,713.50	Sto. Domingo	
	Lot - San Nicolas, Pilar Vargas	413 sqm.	Dec-10	700,913.00	San Nicolas	
	Lot - La Trinidad, Teofila O. Cabañero - Titled	2434 sqm.	Jun-10	730,200.00	La Trinidad	
	Lot - Sto. Domingo, Vicente Igana	342 sqm.	Jun-09	342,000.00	Sto. Domingo	
	Miscellaneous sales application		Oct. 14	1,500.00	Sto. Domingo	
	Lot - Apolonio Bagapora	93 sqm.	sept 16	152,135.23		
<b>Total of 201</b>			<b>3,078,715.41</b>			
202	<b>Land Improvement</b>					
	Fence-concrete post & barbed wire	1 lot	Dec. 05	51,324.50	La Trinidad	Performing
	Fence concrete post & barbed wire		Mar. 2012	4,510.00	La Trinidad	Performing
	Fence-concrete post & barbed wire		Apr-12	11,635.45	La Trinidad	Performing
	Fence-concrete post & barbed wire	1 lot	Dec. 2012	20,706.00	La Trinidad	Performing
<b>Total of 202</b>			<b>88,175.95</b>			
208	<b>IWSS</b>					
	<b>Reservoir &amp; Tanks</b>					
	Boguilis reservoir	1 lot	1984	800,000.00	San Roque	Performing
	Boguilis reservoir	1 lot	1994	19,694.04	San Roque	do
	Guild Booster PS Concrete Ground Reservoir		May 05	3,439,604.02	San Nicolas	do
	Sto. Domingo 600 cu.m. Concrete Ground Reservoir			9,435,452.73	Sto. Domingo	do
	Sto. Niño 80 cu.m. Elevated Steel Tank			2,666,798.35	Sto. Niño	do
	Parina 80 cu.m. Concrete Ground Reservoir			1,470,486.48	Parina	do
	La Trinidad Booster PS Concrete Ground Reservoir			2,180,704.89	La Trinidad	do
Fuel Storage Steel Tank			93,560.07		do	
<b>Sub Total</b>			<b>20,106,500.58</b>		do	
	<b>Transmission &amp; Distribution Mains</b>					
	Railroad crossing	1 lot	1980	16,731.05	San Isidro	Performing
	uPVC with accessories	1 lot	1981	8,800.00	San Miguel	do
	Bridge Crossing (from # 215)	1 lot	1982	15,216.10		do
	Gate Valves-75 mm 4 sets	1 lot	1982	19,500.00	San Miguel, San Roque	do
	Gate Valves-100mm 3 sets	1 lot	1982	5,400.00	San Francisco	do
	Gate Valves-100mm 21 sets	1 lot	1982	37,800.00	San Juan	do
	Gate Valves-100mm 7 sets	1 lot	1982	12,600.00	San Nicolas, San Isidro	do
	Gate Valves-150mm 9 sheets	1 lot	1982	25,200.00	San Miguel	do
	Gate Valves-200mm	1 lot	1982	4,500.00	San Nicolas, San Isidro	do
	150 x 100mm test line	1 lot	1982	3,500.00	MPS, Butawan, Guild	do
	200mm Butterfly valve	1 lot	1982	13,000.00	Mesocu PS	do
	150mm Butterfly valve	1 lot	1982	4,500.00	Butawan PS	do
	100mm Butterfly valve 4 sets	1 lot	1982	6,000.00	Guild PS	do
	AVIAR valve-Air vacuum, Air release	1 lot	1982	5,000.00	Mesocu PS	do
	All other pipes and fittings	1 lot	1982	56,875.00	Mesocu PS	do
	uPVC pipes 200mm	1 lot	1982	442,764.00	Mesocu PS	do
	uPVC pipes-150mm	1 lot	1982	276,320.00	Mesocu PS	do
	uPVC pipes-100mm	1 lot	1982	670,140.00	Mesocu PS	do
	uPVC pipes-75m	1 lot	1982	776,424.00	San Miguel	do
	Cast iron-150mm	1 lot	1982	84,320.00	San Miguel	do
Cast iron-100mm	1 lot	1982	718,486.00		do	
Fittings & pipes	1 lot	1982	8,524.64		do	
uPVC Pipes	1 lot	1982	7,506.00		do	



Acct Code	Description	Unit/s Pieces	Date Acquired	Acquisition Cost	LOCATION	REMARKS
208	uPVC pipes-63mm	1 lot	1985	40,896.96		Performing
Cont.	Fittings & valves	1 lot	1985	14,582.50		do
	Fittings & valves	1 lot	1986	14,342.00		do
	uPVC pipes-63mm	1 lot	1986	63,670.00		do
	CI Fittings & valves	1 lot	1986	37,731.40		do
	Various tubing, hardwares	1 lot	1987	8,957.00	Sta.Cruz, San Vicente	do
	uPVC pipes-63mm	1 lot	1987	125,400.00	Babatngan, San Isidro	do
	Various materials	1 lot	1987	2,122.00	Babatngan, San Isidro	do
	uPVC pipes (250pcs.)	1 lot	1987	75,000.00	Villarueva, San Francisco	do
	uPVC pipes	1 lot	1987	1,731.60	Francia	do
	Pipe laying-Francia	1 lot	1990	57,706.95	Francia	do
	Babatngan, Pinaglabanan & Francia San Isidro	1 lot	1991	63,191.75	Francia/SanIsidro	do
	Corporal St., San Isidro and So. Agustin	1 lot	1991	79,530.29	SanIsidro/SanAgustin	do
	San Jose	1 lot	1991	178,717.38	San Jose	do
	Kiakisan St., San Isidro	1 lot	1991	33,653.00	San Isidro	do
	Guevara subdivision	1 lot	1991	15,576.36	San Francisco	do
	Ponsetta St., San Francisco	1 lot	1991	68,188.99	San Francisco	do
	Nueva San Nicolas & Blanco lateral San Juan	1 lot	1991	16,387.43	San Nicolas	do
	Kiakisan St., San Isidro	1 lot	1991	31,759.07	San Isidro	do
	Tarusan San Francisco Rainside	1 lot	1991	9,030.03	San Francisco	do
	Culvert crossing works, San Jose	1 lot	1991	10,170.60	San Jose	do
	Interconnection-Babatngan	1 lot	1991	1,330.00	San Isidro	do
	Assorted fittings & pipes	1 lot	1992	7,889.11	Sta.Cruz, San Vicente	do
	uPVC pipes 2"	1 lot	1992	8,244.81	San Agustin	do
	Various fittings & pipes	1 lot	1992	5,793.97	San Agustin	do
	Various fittings & pipes	1 lot	1992	3,128.25	San Agustin	do
	uPVC pipes 2"	1 lot	1992	7,978.00	San Agustin	do
	Assorted fittings & pipes	1 lot	1992	5,909.29	San Agustin	do
	Assorted fittings & pipes	1 lot	1992	7,522.66	San Agustin	do
	Assorted fittings & pipes	1 lot	1992	5,322.90	San Agustin	do
	uPVC pipes 2"	1 lot	1992	15,290.00	San Agustin	do
	Assorted fittings & pipes	1 lot	1992	6,435.22	San Agustin	do
	Assorted fittings & pipes	1 lot	1992	4,504.76	San Agustin	do
	uPVC pipes 2"	1 lot	1992	31,365.65	San Agustin	do
	Assorted fittings & pipes	1 lot	1992	9,810.09	San Agustin	do
	uPVC pipes 2"	1 lot	1993	39,489.61	Calcedonia St. San Isidro	do
	Assorted fittings & pipes	1 lot	1993	4,405.25	Springfield, San Miguel	do
	Assorted fittings & pipes	1 lot	1993	12,403.58	San Francisco	do
	Assorted fittings & pipes	1 lot	1993	6,957.65	Narra St., San Francisco	do
	uPVC pipes 2"	1 lot	1993	8,701.20	Tarusan St., San Francisco	do
	Assorted fittings & pipes	1 lot	1993	3,501.55	Cresini st., San Francisco	do
	uPVC pipes 2"	1 lot	1993	5,233.00	Calcedonia St., San Nicolas	do
	Assorted fittings & pipes	1 lot	1993	1,946.03	Babatngan, San Jose	do
	uPVC pipes 2"	1 lot	1993	17,570.86	Babatngan, San Jose	do
	CI Check valve 150mm(60) ff	1 lot	1993	4,878.80	Guilid, Butawan	do
	Discharge head 6x6x16-1/2	1 lot	1993	11,880.00	Guilid, Butawan	do
	CI adaptor plate 10x6-1/2	1 lot	1993	2,000.00	Guilid, Butawan	do
	Assorted fittings & pipes	1 lot	1993	7,928.46	Guilid, Butawan	do
	Assorted fittings & pipes	1 lot	1993	8,548.71	Guilid, Butawan	do
	uPVC pipes 2"	1 lot	1993	31,337.70		do
	uPVC pipes 2"	1 lot	1993	3,212.82		do
	uPVC pipes 4"	1 lot	1993	8,400.00		do
	Various fittings & pipes	1 lot	1993	8,307.95		do
	uPVC pipes 4"	1 lot	1993	20,450.00		do
	CI gate valve 4"	1 lot	1993	3,250.00	San Nicolas	do
	uPVC pipes 2"	1 lot	1993	5,380.45		do
	Babatngan, Annex, Calcedonia, etc.	1 lot	1994	3,697.55	Naranhita, San Isidro	do
	Margate Bldg/Sano Compara	1 lot	1994	27,997.97	San Roque	do
	Parina expansion	1 lot	1994	18,107.83	Parina	do
	Parina expansion	1 lot	1994	41,449.07	Parina	do
	Naranhita St., San Nicolas	1 lot	1994	26,373.24	San Nicolas	do
	Pinaglabanan St., San Agustin	1 lot	1994	21,300.32	San Agustin	do

Acct Code	Description	Unit/s Pieces	Date Acquired	Acquisition Cost	LOCATION	REMARKS
208	Caloedona cor Corporal St., San Isidro	1 lot	1994	1,800.00	San Isidro	Performing
Cont.	Champeca St., San Miguel	1 lot	1994	7,648.68	San Miguel	do
	Zone 4 San Jose Lateral, Iglesia ni Kristo	1 lot	1995	1,713.74	San Jose	do
	Eligio Dimaiwat, San Agustin lateral	1 lot	1995	20,451.26	San Agustin	do
	Bababngan San Isidro	1 lot	1995	34,389.16	San Isidro	do
	Caloedona Sr., Lateral, Iien San Nicolas	1 lot	1995	20,869.93	San Nicolas	do
	Dafe Trining St., San Juan	1 lot	Apr. 95	28,282.63	San Juan	do
	Amelista St./Lateral/interconnection, etc.	1 lot	June 95	13,602.37	San Nicolas	do
	University of Saint Anthony	1 lot	Aug. 95	9,750.40	San Miguel	do
	Crisolita St., San Nicolas	1 lot	Sept. 95	4,791.36	San Nicolas	do
	La Purisima lateral	1 lot	Oct. 95	159,182.28	La Purisima	do
	San Francisco Elem. School	1 lot	Nov. 95	13,250.76	San Francisco	do
	Coral St., San Isidro	1 lot	Dec. 95	33,448.80	San Isidro	do
	San Isidro tribal settlement, etc.	1 lot	Jan. 96	10,410.94	San Isidro	do
	La Purisima	1 lot	Feb. 96	11,973.90	La Purisima	do
	San Isidro service lateral	1 lot	Feb. 96	20,342.00	San Isidro	do
	Rubi San Nicolas	1 lot	Apr. 96	11,393.20	San Nicolas	do
	PVC pipes 2"	1 lot	May 96	37,602.00	San Agustin	do
	San Agustin Melon St., Jowin Ong Lat.	1 lot	June 96	18,676.20	San Agustin	do
	San Jose & Parina Expansion	1 lot	July 96	5,727.66	San Jose	do
	San Nicolas LIAI lateral	1 lot	Aug. 96	1,264.90	San Nicolas	do
	Betania lateral expansion	1 lot	Sept. 96	5,680.86	San Isidro	do
	Balaigang lateral/San Agustin hatchery	1 lot	Oct. 96	10,599.97	San Agustin	do
	San Juan Service Lat./Various etc.	1 lot	June 97	5,898.00	San Juan	do
	San Francisco/La Purisima Bliss Lat. Etc.	1 lot	July 97	22,491.00	San Francisco	do
	From Gutid pumping Station to Nabua	1 lot	Nov. 97	465,686.64	San Nicolas to Nabua	do
	City Homes	1 lot	Jan. 98	250,000.00	San Francisco	do
	Sta. Teresita Lat. Expansion	1 lot	Feb. 98	38,949.40	Sta. Teresita	do
	San Agustin Lat. Expansion	1 lot	Mar. 98	18,727.00	San Agustin	do
	San Isidro Lat. Extension	1 lot	Apr. 98	14,794.05	San Isidro	do
	San Francisco Chapel Lat.	1 lot	May 98	3,766.40	San Francisco	do
	Sta. Teresita Expansion	1 lot	June 98	8,289.00	Sta. Teresita	do
	San Nicolas Lateral	1 lot	July 98	4,889.21	San Nicolas	do
	Coral St. San Isidro Lat. Exp	1 lot	Aug. 98	21,366.18	San Isidro	do
	Sto. Domingo Lat./San Juan	1 lot	Sept. 98	8,391.30	San Juan	do
	Tongalon Lat. Exp.	1 lot	Oct. 98	15,594.36	Sto. Domingo	do
	Inorogan Expansion	1 lot	Nov. 98	894.26	Sto. Domingo	do
	Cost of PVC Pipeline Construction etc.	1 lot	Feb. 99	95,000.00	San Nicolas	do
	Gabas Lateral Expansion	1 lot	Dec. 99	7,531.30	San Nicolas	do
	Pinaglabanan Lateral	1 lot	Jan. 00	14,434.71	Sto. Domingo	do
	Parina Lateral	1 lot	Feb. 00	5,762.66	Parina	do
	Bliss Site Interconnection La Purisima	1 lot	June 00	4,317.30	La Purisima	do
	Sto. Domingo 310 mtr.	1 lot	Aug. 00	26,576.12	Sto. Domingo	do
	Lateral Service line Tabaco Sub. Etc.	1 lot	Aug. 00	30,291.99		do
	Orban Compound San Nicolas-Dec	1 lot	Dec. 00	8,937.20	San Nicolas	do
	Dilla Compound San Agustin	1 lot	Dec. 00	9,175.50	San Agustin	do
	Sunflower St. Zone 6 Francia	1 lot	Dec. 00	23,742.50	Francia	do
	Guevara st. Sto. Domingo	1 lot	Feb. 01	16,168.78	Sto. Domingo	do
	Dilla Compound, Emerald et. San Nicolas	1 lot	Feb. 01	8,666.30	San Nicolas	do
	Bagamasbad Sub. San Juan	1 lot	Feb. 01	11,554.80	San Juan	do
	Taduran St. Sto. Domingo	1 lot	Feb. 01	9,092.70	Sto. Domingo	do
	Oliva Subd. Sto. Domingo	1 lot	Nov. 01	13,796.10	Sto. Domingo	do
	Sampalok St. Zone 7 Sto. Domingo	1 lot	Nov. 01	35,712.80	Sto. Domingo	do
	Corner Reyes Res. Sto. Domingo	1 lot	Nov. 01	4,967.25	Sto. Domingo	do
	J. Bagamasbad subd. -San Juan	1 lot	Nov. 01	13,562.10	San Juan	do
	San Isidro-San Agustin Boundary	1 lot	Nov. 01	22,072.76	San Agustin	do
	Oronan Compound, Gabas San Isidro	1 lot	Nov. 01	2,388.60	San Isidro	do
	Iien-San Nicolas	1 lot	Nov. 01	8,091.58	San Nicolas	do
	Pinaglabanan-San Agustin	1 lot	Nov. 01	14,200.79	San Agustin	do
	Sito Balaigang San Nicolas	1 lot	Oct. 02	5,980.35	San Nicolas	do
	Gabas(Noar Irrigation Canal San Nicolas)	1 lot	Oct. 02	7,386.19	San Nicolas	do
	Abonita Subd Greenhills Zone 1	1 lot	Oct. 02	5,336.14	San Francisco	do

Acct Code	Description	Unit/s Pieces	Date Acquired	Acquisition Cost	LOCATION	REMARKS
208	Carlos Daet Res. Abonita Subd.	1 lot	Oct. 02	3,376.21	San Agustin	Performing
Cont.	Pinaglabanan Zone 1 San Agustin	1 lot	Dec. 03	26,900.46	San Agustin	do
	Jasmin St. San Antonio Subd.	1 lot	Dec. 03	6,394.22	San Antonio	do
	Bolima Looban St. San Agustin	1 lot	Dec. 03	7,653.89	San Agustin	do
	Narra St. San Nicolas	1 lot	Dec. 03	4,718.00	San Nicolas	do
	Bergonia St. Springfield San Miguel	1 lot	Dec. 03	5,069.88	San Miguel	do
	Punong Brgy Road, Sto. Niño, 145.5 m	1 lot	Jul. 05	13,038.82	Sto. Niño	do
	NIA Service Rd, Ilian, San Nicolas, 200 m	1 lot	Jul. 05	2,958.00	San Nicolas	do
	BLISS Site, La Purisima 320 m.	1 lot	Aug. 05	27,546.52	La Purisima	do
	Thaia Home Subd. Sta. Cruz 258 m.	1 lot	Oct. 05	4,885.09	Sta. Cruz	do
	Sta. Cruz Elem. School & Public Library - Labor 8,700 Materials 22,904.08 (268m)	1 lot	Nov. 05	31,604.08	Sta. Cruz	do
	Transmission Pipes & Disinfection		May 05	5,605,613.12	Sto. Domingo	do
	Distribution Pipes & Disinfection			27,613,302.92		do
	Service Pipes			1,790,344.95		do
	Gate / Butterfly Valves			1,406,375.82		do
	Blow-off Assemblies			385,216.19		do
	Air Vacuum / Release Valve			206,711.01		do
	Pavement Demolition/Restoration/Excavation			6,863,581.76		do
	Pipe Crossing			2,156,793.73		do
	Interconnections			1,205,576.13		do
	Additional replacement of Service drop wire 15 mtrs @ 207 00. Butawan PS.		Feb.06	3,105.00		do
	Ragay Gulf, San Antonio 2 pcs.		Feb.06	2,284.00	San Antonio	do
	Molotie Battery		Apr.06			do
	Tea 1, NSC of E. Laniog San Nicolas		May 06		San Nicolas	do
	1 pc G.I. Pipe Lateral Cateel Bay Sto. Niño		Jun.06	1,150.00	Sto. Niño	do
	Sitio Sugod, San Vicente Sur	1000 mtrs.	July 06	67,829.07	San Vicente	do
	Ragay Gulf, San Antonio 2 pcs.	774 mtrs	July 06	60,021.32	San Antonio	do
	Villanueva St., San Vicente Sur	175 mtrs.	July 06	14,505.91	San Vicente	do
	Bliss St., La Purisima	29 mtrs.	July 06	1,834.55	La Purisima	do
	Pongol, San Vicente Sur	122 mtrs.	July 06	9,382.01	San Vicente	do
	Kulod St., San Antonio	518 mtrs.	July 06	42,569.69	San Antonio	do
	Ma. Cristina St. Salvacion	832 mtrs.	July 06	59,133.12	Salvacion	do
	Cateel Bay St., Sto Niño(3,365.20)	454 mtrs.	July 06	43,570.63	Sto Niño	do
	Kulod St., Francia	315 mtrs.	July 06	4,418.84	Francia	do
	Sitio Gabas, San Nicolas	67 mtrs.	July 06	2,081.26	San Nicolas	do
	Talsay St., To Inorogan	640 mtrs.	July 06	6,617.48	To Inorogan	do
	1 pc. G.I. Pipe 1 1/2 use in Gullid PS		Aug.06	840.00	San Nicolas	do
	Naporo St., Boundary Bato San Antonio I.C.	1100 mtrs	Dec 06	72,713.99	San Antonio	do
	Naporo St., San Antonio Iriga City	1500mtrs.	Dec 06	102,788.12	San Antonio	do
	Melyn St., Springfield Subd, San Miguel I.C.	130 mtrs.	Dec 06	10,751.82	San Miguel	do
	La Tombo, San Antonio, Iriga City	227 mtrs.	Dec 06	22,705.80	San Antonio	do
	Ma. Cristina St., San Antonio, Iriga City	274 mtrs.	Dec 06	18,923.77	San Antonio	do
	Homonhon St., La Trinidad	245 mtrs.	Jul-07	18,164.25	La Trinidad	do
	Sitio Ampawan San Juan	300 mtrs.	Jul-07	23,275.20	San Juan	do
	Ampawan St. San Juan	223 mtrs.	Jul-07	19,126.68	San Juan	do
	Sitio Arocay, San Vicente Sur	594 mtrs.	Jul-07	41,247.52	San Vicente	do
	Municipal Road, Salvacion	850 mtrs.	Jul-07	79,523.90	Salvacion	do
	Sugod San Vicente Sur	379 mtrs.	Jul-07	29,836.55	San Vicente	do
	Sugod La Anunciacion	400 mtrs.	Aug-07	10,229.04	La Anunciacion	do
	Tanguil, Sto. Domingo	100 mtrs.	May 08	3,926.34	Sto. Domingo	do
	Sitio Mabunga, Sto. Domingo	1176 mtrs.	June-08	82,533.91	Sto. Domingo	do
	Balang Matubis, Subdivision San Francisco	150 mtrs.	June-08	16,573.78	San Francisco	do
	Municipal Road, Salvacion	850 mtrs.	Jul-08	69,607.65	Salvacion	do
	Arocay, San Vicente Sur	500 mtrs	Jul-08	45,459.87	San Vicente	do
	Meyao Payao St., Salvacion	425 mtrs	Jan 09	30,823.01	Salvacion	do
	La Tombo Zone 3, San Antonio	361 mtrs.	Jan-09	28,628.53	San Antonio	do
	Eastern Gabas, San Nicolas	250 mtrs.	Jan-09	21,435.87	San Nicolas	do
	Western Gabas, San Nicolas	192 mtrs.	Dec-08	20,451.27	San Nicolas	do

Acct Code	Description	Unit's Pieces	Date Acquired	Acquisition Cost	LOCATION	REMARKS
208	Aventurina St., San Jose,Iriga	617 mtrs.	Dec-08	45,101.23	San Jose	Performing
Cont.	Sito Santo,Sta Teresita	1200 mtrs.	Mar-08	86,181.72	Sta. Teresita	do
	Sito Mabunga, Sto Domingo	1176 mtrs.	Jun-08	82,679.66	Sto. Domingo	do
	NIA Road,Upper Crisolita St., San Nicolas,Iriga	372 mtrs.	Sept-09	35,560.51	San Nicolas	do
	Cabarles Compound,Coral St., San Agustin	325 mtrs.	May 09	26,017.37	San Agustin	do
	Kalye II Sta.Cruz Sur,Iriga City	852 mtrs.	Oct-09	56,505.56	Sta. Cruz	do
	Bolanje Compound,Diamante St., San Isidro	100 mtrs.	Nov-09	8,483.30	San Isidro	do
	Homonhon St., La Trinidad	504 mtrs.	Oct-09	30,396.42	La Trinidad	do
	NIA Road,Amatista St., San Nicolas (Ilian)	250 mtrs.	Oct-09	20,815.49	San Nicolas	do
	Verbum Del St., San Nicolas	300 mtrs.	Oct-09	25,662.80	San Nicolas	do
	NIA Road Sugod Irrigation San Vicente Sur	804 mtrs.	May 09	52,646.37	San Vicente	do
	Praxides/Dorosan St., San Vicente Sur	200 mtrs.	July 09	17,567.26	San Vicente	do
	NIA Road Lakfia,Salvacion	1104 mtrs	May 09	70,133.24	Salvacion	do
	NIA Road Ruby St., San Nicolas	360 mtrs.	Aug-09	28,444.09	San Nicolas	do
	Flow Meter Boxes		May-10	10,763.00		do
	GI pipe *S-40, Relocation of hydrant		Jun-11	2,685.00		do
	12 pcs. Pressure gauge, 13 pcs Bushing 1/4 x 1/2		Jun-11	1,537.80		do
	Fabrication of Steel clamp for water meter		Jun-11	4,395.00		do
	Deo St., Sito domingo	220 mtrs.	Jun-11	18,524.51	Sto domingo	do
	La lambo San Antonio	300 mtrs.	Jun-11	19,262.45	San Antonio	do
	Ragay st., Napoporo San antonio	1200 mtrs.	Jun-11	82,107.10	San antonio	do
	Balayan St., Sto. Niño	900 mtrs.	Jun-11	58,647.36	Sto. Niño	do
	Tanguil St. Cor Guevarra Sta elena	1164 mtrs.	Jun 11	162,304.16	Sta elena	do
	Sabatan, La medalla	1800 mtrs.	Jun-11	121,256.09	La medalla	do
	Ma. Cristina St. San Antonio	220 mtrs.	Jun-11	13,776.94	San Antonio	do
	Sugod La Anunciacion	1000 mtrs.	Jun-11	72,983.87	La Anunciacion	do
	Rotary St. San roque (NLIP)		Jun-11	1,068.00	San roque	do
	Crisiine St., San Francisco, Iriga City	510 mtrs.	Feb.12	331,135.65	San Francisco	do
	Camia St., San Francisco, Iriga City	110 mtrs.	Feb.12	128,406.50	San Francisco	do
	Zinia St., San Roque, Iriga City	800 mtrs.	Feb.12	632,652.26	San roque	do
	Carnation St., San Juan, Iriga City	252 mtrs.	Feb.12	253,210.13	San Juan	do
	Magnolia St., San Juan, Iriga City	108 mtrs.	Feb.12	208,922.50	San roque	do
	Rotary St., San Roque,Iriga City	200 mtrs.	Feb.12	219,355.28	San roque	do
	Irrigation Road,Sta. Cruz	96 m.	Dec.12	16,115.65	Sta. Cruz	do
	PNR, Zone 4. San Francisco Iriga City	252 mtrs.	Dec.12	45,692.63	San Francisco	do
	Merilles St., Perpetual Help	660 m	Dec.12	72,760.94	Perpetual Help	do
	Belmonte St., San Antonio Sub-Division,San Roque	204 m	Dec.12	32,277.06	San roque	do
	G. Camposano St., San Andres Iriga City	1200 mtrs.	Dec.12	129,481.35	San Andres	do
	Duhaf St., Perpetual Help	365 m	Dec.12	42,049.51	Perpetual Help	do
	Ampawan, San Juan, Iriga City	72 m	Dec.12	6,214.20	San Juan	do
	Ibarreta St., La Purisima, Iriga City	690 m	Dec.12	65,688.06	La Purisima	do
	Rafflesia St., San Antonio Sub-Division, San Roque	108 mtrs.	Dec.12	16,723.79	San roque	do
	Rosal St., San Juan, Iriga City	276 m	Dec.12	38,546.85	San Juan	do
	Molina Sub-Division, Perpetual Help	138 m	Dec.12	43,978.70	Perpetual Help	do
	Sugod, San Vicente Sur	54 m	Dec.12	5,310.40	San Vicente	do
	Sone 1, Sta. Cruz	354 m	Dec.12	33,555.22	Sta. Cruz	do
	PNR site Zone - 4, San Francisco, Iriga City	39 m	Dec.12	98,882.29	San Francisco	do
	NLIF Project		Jul. 13	1,178,158.92		do
	NLIF Materials		Oct 13	557,847.80		do
	Pongol, San Vicente Sur	252 mtrs.	Dec.13	25,985.70	San Vicente Sur	do
	La Tombo Sabatan, San Antonio	1806 m	Dec.13	160,209.85	San Antonio	do
	Guevara Compound San Vicente	318 m	Dec.13	31,863.05	San Vicente Sur	do
	Eran Bay, La Trinidad	504 mtrs.	Dec.13	47,989.40	La Trinidad	do
	Jasper St., San Jose	118 mtrs	Dec.13	16,871.50	San Jose	do
	Modern Learning Center,Z-4 San Nicolas	418 mtrs.	Dec.13	78,775.50	San roque	do
	Magistrado St., Parina	200 mtrs.	Dec.13	36,152.30	Perpetual Help	do
	Kalye Looban,Guevara St., Z-6 Sto. Domingo	180 mtrs.	Dec.13	23,854.00	Sto. Domingo	do
	Padua Compound,Babatangan,San Isidro		Dec.13	30,892.24	San Isidro	do
	Maria Cristina St., San Antonio	678 mtrs	Dec.13	59,722.05	San Antonio	do
	Cascade St., Sitio Balaigang,San Nicolas	250 mtrs.	Dec.13	56,794.85	San Andres	do

Acct Code	Description	Units Pieces	Date Acquired	Acquisition Cost	LOCATION	REMARKS
Cont. 208	Services					
	PNR, Sitio Balagang, San Nicolas	330 mtrs	Dec.13	54,808.22	San Nicolas	Performing
	Dimawat St., Perpetual Help	180 mtrs.	Dec.13	42,227.97	Perpetual Help	do
	New Guild deepwell gate vales 2'	2 units	Feb.2014	33,425.59	San Nicolas	do
	Construction of protection box	1 lot	Jul.2014	34,113.50	Salvacion	do
	Steel Flange	22 pcs.	Oct.2014	13,412.50		do
	Protective shield Masuso PS	1 lot	Dec.2015	106,016.00		do
	labor submersible pump at salvacion ps	1 lot	Jun.2016	34,500.00		do
	materials submersible pump at salvacion ps	1 lot	Sept.2016	61,451.00		do
	Flowmeter 6"evjet 160510052 and 160510053@ G	2 units	Jul.2016	133,280.00		do
	materials for submersible pump.guages		Aug.2016	23,108.35		do
	labor for submersible pump.guages		Aug.2016	20,400.00		do
	labor construction of salvacion pumping station		Sept.2016	30,400.00		do
	Fabrication of turbine pump	16 pcs.	Oct.16	63,890.00		do
	Tee reducer, Gate valve, Tee	3 pcs.	Nov.16	36,325.15		do
	Pure Gold-Labor MC Calleja		Dec.16	100,000.00		do
	Sub-total			61,515,529.97		
	Services		1986			
	Services		Feb.-02	15,845.69		Performing
	Services		Mar.-02	16,415.13		do
	Services		Apr.-02	23,096.83		do
	Services		May-02	20,142.67		do
	Services		Jun.-02	25,228.67		do
	Services		Jul.-02	11,670.45		do
	Services		Aug.-02	14,178.49		do
	Services		Sep.-02	11,510.18		do
	Services		Oct.-02	8,413.34		do
	Services		Nov-02	14,413.64		do
	Services		Dec-02	10,281.78		do
	Services		Jan-03	18,058.46		do
	Services		Feb.-03	14,231.65		do
	Services		Mar.-03	21,992.37		do
	Services		Apr.-03	15,339.38		do
	Services		May-03	18,169.13		do
	Services		Jun-03	14,294.20		do
	Services		Jul-03	12,604.50		do
	Services		Aug-03	14,850.70		do
	Services		Sep-03	11,137.55		do
	Services		Oct-03	14,906.10		do
	Services		Nov-03	4,277.90		do
	Services		Dec-03	9,071.55		do
	Services		Jan-04	15,589.75		do
	Services		Feb-04	11,507.30		do
	Services		Mar-04	20,307.05		do
	Services		Apr-04	18,350.80		do
	Services		May-04	15,390.47		do
	Services		Jun-04	25,853.94		do
	Services		Jul-04	20,380.74		do
	Services		Aug-04	21,208.82		do
	Services		Sep-04	23,652.74		do
	Services		Oct-04	24,850.65		do
	Services		Nov-04	12,565.00		do
	Services		Dec-04	16,517.35		do
	Services		Jan-05	13,807.01		do
	Services		Feb-05	20,896.25		do
	Services		Mar-05	29,456.55		do
	Services		Apr-05	28,334.79		do
	Services		May-05	36,311.95		do
	Services		Jun-05	98,845.10		do
	Services		Jul-05	68,301.20		do

Acct Code	Description	Unit's Pieces	Date Acquired	Acquisition Cost	LOCATION	REMARKS
208	Services		Aug-05	44,102.94		Performing
Cont.	Services		Sep-05	26,068.82		do
	Services		Oct-05	43,815.83		do
	Services		Nov-05	32,242.73		do
	Services		Dec-05	33,300.74		do
208	Services		Jan-06	46,001.82		do
Cont.	Services		Feb-06	74,646.53		do
	Services		Mar-06	111,301.75		do
	Services		Apr-06	140,109.58		do
	Services+1 Tee-E lanlog		May-06	166,443.12		do
	Services		Jun-06	62,284.20		do
	Services		Jul-06	41,384.46		do
	Services		Aug-06	23,117.61		do
	Services		Sep-06	14,674.31		do
	Services		Oct-06	25,541.44		do
	Services		Nov-06	13,969.04		do
	Services		Dec-06	12,858.54		do
	Services		Jan-07	23,530.18		do
	Services		Feb-07	27,208.56		do
	Services		Mar-07	32,632.18		do
	Services		Apr-07	12,885.39		do
	Services		May-07	34,368.87		do
	Services		Jun-07	34,280.52		do
	Services		Jul-07	18,856.51		do
	Services		Aug-07	24,611.12		do
	Services		Sep-07	13,026.05		do
	Services		Oct-07	11,487.53		do
	Services		Nov-07	16,976.44		do
	Services		Dec-07	7,663.17		do
	Services		Jan-08	27,969.67		do
	Services		Feb-08	15,572.88		do
	Services		Mar-08	16,786.73		do
	Services		Apr-08	15,746.40		do
	Services		May-08	12,943.07		do
	Services		Jun-08	18,282.75		do
	Services		Jul-08	36,409.79		do
	Services		Aug-08	22,422.54		do
	Services		Sep-08	23,771.93		do
	Services		Oct-08	10,170.91		do
	Services		Nov-08	24,178.58		do
	Services		Dec-08	16,905.47		do
	Services		Jan-09	16,671.14		do
	Services		Feb-09	37,406.93		do
	Services		Mar-09	34,591.24		do
	Services		Apr-09	13,015.54		do
	Services		May-09	36,620.64		do
	Services		Jun-09	28,706.77		do
	Services		Jul-09	35,573.69		do
	Services		Aug-09	13,376.15		do
	Services		Sep-09	28,636.41		do
	Services		Oct-09	27,269.63		do
	Services		Nov-09	22,839.56		do
	Services		Dec-09	12,151.48		do
	Services		Jan-10	35,119.33		do
	Services		Feb-10	32,846.31		do
	Services		Mar-10	46,698.58		do
	Services		Apr-10	39,840.80		do
	Services		May-10	73,344.82		do
	Services		Jun-10	61,725.81		do
	Services		Jul-10	32,773.17		do
	Sub-total			2,892,308.71		

Acct Code	Description	Unit/s Pieces	Date Acquired	Acquisition Cost	LOCATION	REMARKS
	<b>Flow meters</b>					
	San Jose Pangaroon - 2"	1	Dec-07	18,039.13	San Joaa	Performing
	Butawan Pumping station	1	Jan-08	77,284.43	San Roque	do
	Masosu Pumping Station	1	Mar-08	38,000.00	San Isidro	do
	New Guillid Pumping Station	1	Oct-08	77,284.43	San Nicolas	do
	Mun-Road Salvacion Lourdes	1	Nov-08	18,039.13	Salvacion	do
	Parina flowmeter 3"	1	Jun-11	36,315.68	Parina	do
	Sta. Cruz to Antipolo Nabua flowmeter 2"	1	Jun-11	22,548.92	Sta Cruz Antipolo	do
	Flowmeter 2" Flange type @ 16,975.00	3	Dec.15	50,925.00		
	<b>Sub-total</b>			<b>338,436.73</b>		
<b>208</b>	<b>Meters</b>					
<b>Cont.</b>	Water Meters	35	Jan-99	24,630.00		Performing
	Water Meters	50	Feb-99	18,555.00		do
	Water Meters	20	Mar-99	11,380.00		do
	Water Meters	70	Apr-99	16,860.00		do
	Water Meters	90	May-99	42,778.25		do
	Water Meters	30	Jul-99	46,430.00		do
	Water Meters	10	Jul-99	3,590.00		do
	Water Meters	80	Aug-99	29,830.00		do
	Water Meters	50	Nov-99	59,110.00		do
	Water Meters	58	Dec-99	77,880.00		do
	Water Meters	96	Jan-00	78,920.00		do
	Water Meters	38	Feb-00	30,580.00		do
	Water Meters	80	Mar-00	64,200.00		do
	Water Meters	48	Apr-00	39,580.00		do
	Water Meters	87	May-00	69,420.00		do
	Water Meters	82	Jun-00	65,975.76		do
	Water Meters	49	Jul-00	37,910.00		do
	Water Meters	80	Aug-00	63,720.00		do
	Water Meters	53	Sep-00	42,730.00		do
	Water Meters	34	Oct-00	27,420.00		do
	Water Meters	42	Nov-00	37,290.00		do
	Water Meters	61	Dec-00	54,430.00		do
	Water Meters	32	Jan-01	28,730.00		do
	Water Meters	39	Feb-01	35,806.00		do
	Water Meters	17	Mar-01	15,011.50		do
	Water Meters	49	Apr-01	44,280.00		do
	Water Meters	40	May-01	43,010.00		do
	Water Meters	51	Jun-01	45,900.00		do
	Water Meters	50	Jul-01	44,690.00		do
	Water Meters	46	Aug-01	41,505.00		do
	Water Meters	20	Sep-01	18,520.00		do
	Water Meters	45	Oct-01	40,045.00		do
	Water Meters	28	Nov-01	25,560.00		do
	Water Meters	51	Dec-01	45,130.00		do
	Water Meters	7	Jan-02	8,010.00		do
	Water Meters	48	Feb-02	56,080.00		do
	Water Meters	58	Mar-02	66,970.00		do
	Water Meters	43	Apr-02	49,565.00		do
	Water Meters	40	May-02	45,420.00		do
	Water Meters	69	Jun-02	79,370.00		do
	Water Meters	12	Jul-02	13,300.00		do
	Water Meters	37	Aug-02	42,760.00		do
	Water Meters	7	Sep-02	8,180.00		do
	Water Meters	36	Oct-02	41,820.00		do
	Water Meters	23	Nov-02	27,530.00		do
	Water Meters	50	Dec-02	59,120.00		do
	Water Meters	44	Jan-03	50,650.00		do
	Water Meters	41	Feb-03	47,240.00		do
	Water Meters	45	Mar-03	52,070.00		do
	Water Meters	36	Apr-03	42,200.00		do
	Water Meters	44	May-03	50,900.00		do
	Water Meters	52	Jun-03	59,000.00		do

Acct Code	Description	Unit's Pieces	Date Acquired	Acquisition Cost	LOCATION	REMARKS
208 Cont.	Water Meters	52	Jun-03	59,000.00		Performing
	Water Meters	23	Jul-03	26,190.00		do
	Water Meters	47	Aug-03	43,910.00		do
	Water Meters	27	Sep-03	31,350.00		do
	Water Meters	36	Oct-03	42,500.00		do
	Water Meters	28	Nov-03	30,495.00		do
	Water Meters	57	Dec-03	65,600.00		do
	Water Meters	83	Jan-04	87,200.00		do
	Water Meters	106	Feb-04	115,950.00		do
	Water Meters	93	Mar-04	96,250.00		do
	Water Meters	92	Apr-04	96,800.00		do
	Water Meters	83	May-04	89,860.00		do
	Water Meters	107	Jun-04	119,612.50		do
	Water Meters	82	Jul-04	86,300.00		do
	Water Meters	82	Aug-04	100,995.00		do
	Water Meters	107	Sep-04	114,970.00		do
	Water Meters	103	Oct-04	114,810.00		do
	Water Meters	93	Nov-04	99,060.00		do
	Water Meters	75	Dec-04	84,800.00		do
	Water Meters	77	Jan-05	86,300.00		do
	Water Meters	140	Feb-05	160,400.00		do
	Water Meters	103	Mar-05	113,400.00		do
	Water Meters	86	Apr-05	93,320.00		do
	Water Meters	145	May-05	162,655.00		do
	Water Meters	188	Jun-05	214,100.00		do
	Water Meters	145	Jul-05	188,200.00		do
	Water Meters	147	Aug-05	171,250.00		do
	Water Meters	65	Sep-05	66,500.00		do
	Water Meters	151	Oct-05	188,750.00		do
	Water Meters	113	Nov-05	143,750.00		do
	Water Meters	115	Dec-05	98,750.00		do
	Water Meters	73	Jan-06	97,500.00		do
	Water Meters	82	Feb-06	98,750.00		do
	Water Meters	82	Mar-06	102,500.00		do
	Water Meters	163	Apr-06	203,750.00		do
	Water Meters	204	May-06	255,000.00		do
	Water Meters	29	Jun-06	36,250.00		do
	Water Meters	92	Jul-06	128,800.00		do
	Water Meters	41	Aug-06	57,400.00		do
	Water Meters	14	Sep-06	19,600.00		do
	Water Meters	25	Oct-06	35,000.00		do
	Water Meters	1	Nov-06	1,400.00		do
	Water Meters	12	Dec-06	18,000.00		do
	Water Meters	108	Jan-07	162,000.00		do
	Water Meters	64	Feb-07	96,000.00		do
	Water Meters	44	Mar-07	66,000.00		do
	Water Meters	7	Apr-07	10,500.00		do
	Water Meters	69	May-07	133,500.00		do
	Water Meters	111	Jun-07	168,500.00		do
	Water Meters	43	Jul-07	64,500.00		do
	Water Meters	40	Aug-07	60,000.00		do
	Water Meters	10	Oct-07	15,000.00		do
Water Meters	6	Nov-07	9,000.00		do	
Water Meters	25	Dec-07	39,000.00		do	
Water Meters	45	Jan-08	67,300.00		do	
Water Meters	90	Feb-08	135,000.00		do	
Water Meters	48	Mar-08	72,000.00		do	
Water Meters	66	Apr-08	98,150.00		do	
Water Meters	38	May-08	57,000.00		do	
Water Meters	2	Jun-08	3,000.00		do	
Water Meters	57	Jul-08	46,740.00		do	
Water Meters	21	Aug-08	17,220.00		do	



Acct Code	Description	Units/Pieces	Date Acquired	Acquisition Cost	LOCATION	REMARKS
208	Water Meters	94	Jan-14	62,040.00		Performing
Cont.	Water Meters	56	Feb-14	36,960.00		do
	Water Meters	65	Mar-14	42,900.00		do
	Water Meters	57	Apr-14	37,620.00		do
	Water Meters	89	May-14	58,800.00		do
	Water Meters	72	Jun-14	52,920.00		do
	Water Meters	86	Jul-14	63,210.00		do
	Water Meters	57	Aug-14	41,895.00		do
	Water Meters	51	Sep-14	37,485.00		do
	Water Meters	57	Oct-14	41,895.00		do
	Water Meters	50	Nov-14	36,750.00		do
	Water Meters	69	Dec-14	50,715.00		do
	Water Meters	66	Jan-15	48,510.00		do
	Water Meters	1	Feb-15	735.00		do
	Water Meters	65	Mar-15	47,775.00		do
	Water Meters	46	Apr-15	33,810.00		do
	Water Meters	46	May-15	51,450.00		do
	Water Meters	72	Jun-15	52,920.00		do
	Water Meters	70	Jul-15	51,450.00		do
	Water Meters	73	Aug-15	53,655.00		do
	Water Meters	60	Sep-15	44,100.00		do
	Water Meters	39	Oct-15	28,665.00		do
	Water Meters	38	Nov-15	49,980.00		do
	Water Meters	50	Dec-15	36,750.00		do
	Water Meters	15	Jan-16	11,025.00		do
	Water Meters	73	Feb-16	70,630.00		do
	Water Meters	75	Mar-16	55,125.00		do
	Water Meters	21	Apr-16	15,435.00		do
	Water Meters	120	May-16	88,200.00		do
	Water Meters	148	Jun-16	108,780.00		do
	Water Meters	110	Jul-16	80,850.00		do
	Water Meters	117	Aug-16	85,995.00		do
	Water Meters	80	Sep-16	58,800.00		do
	Water Meters	46	Oct-16	33,810.00		do
	Water Meters	54	Nov-16	39,690.00		do
	Water Meters	92	Dec-16	67,620.00		do
	<b>Sub-total</b>			<b>14,178,041.15</b>		
	<b>Hydrants</b>					
	Hydrants 4" x 2.5"	1 unit	1982	4,630.63		Performing
	Fire hydrant	2 units	Feb-96	9,614.00		Performing
	Hydrants with adjustment	1 units	Oct-04	8,146.00		Performing
	Fire Hydrant Assemblies		May-05	413,151.02		Performing
	Fire Hydrant 3 @ 7,935.95 = 15,871.30	2 units	Jan-06	15,871.30		Performing
	Fire Hydrant	4 units	Jan-06	35,775.00		Performing
	Fire Hydrant	7 pcs	Oct-16	90,000.00		Performing
	<b>Sub-total</b>			<b>577,187.95</b>		
	<b>Total of 208</b>			<b>99,608,005.09</b>		
211	<b>Building</b>					
	<b>Structures &amp; Improvements-</b>					
	Administration Building	1 lot	1987	228,480.00	San Roque	Performing
	Comfort Room	1 lot	1990	15,605.70	San Roque	Performing
	Building Improvements	1 lot	1990	159,988.25	San Roque	Performing
	Building Improvements	1 lot	1992	55,368.95	San Roque	Performing
	Concreting ICWD front area	1 lot	Jun-96	3,600.00	San Roque	Performing
	Aluminum swing door w/ perimeter	2 units	Aug-98	21,387.54	San Roque	Performing
	2 Comfort Rooms & Washing Area	1 lot	Sept. 98	17,100.95	San Roque	Performing
	Drainage canal ICWD compound	1 lot	Nov-01	12,660.00	San Roque	Performing
	Concrete pavement in front Admin Bldg	1 lot	Nov-01	8,404.00	San Roque	Performing
	Repainting of interior/exterior walls	1 lot	Dec-01	12,623.00	San Roque	Performing
	Accordion door	1 lot	Sep-03	17,937.00	San Roque	Performing
	Administration Building - Phase I	1 lot	Dec. 03	890,618.50	San Roque	Performing
	Administration Building - Phase II	1 lot	Aug. 04	908,185.40	San Roque	Performing
	Administration Building - Annex	1 lot	Oct-04	1,367,703.00	San Roque	Performing

Acct Code	Description	Unit's Pieces	Date Acquired	Acquisition Cost	LOCATION	REMARKS
211	Steel Grills & Fire Scope-labor & materials	1 lot	Dec. 05	17,921.50	San Roque	Performing
cont	Concreting Infront of ICWD Bldg.	1 lot	Jul-07	14,490.00	San Roque	Performing
	Drainage Canal upvc pipe 21 pcs.	1 lot	Aug 07	14,112.00	San Roque	Performing
	Rip-rapping and installation of sewer	1 lot	Sep-07	22,953.00	San Roque	Performing
	Painting of Administrative Building	1 lot	Dec. 12	186,382.00	San Roque	Performing
	Improvement of Interior design of Board room	1 lot	Dec. 12	24,224.50	San Roque	Performing
	Installation of stainless handrailing and improvements of 3 CR	1 lot	May 2014	44,575.75		
	<b>Total of 211</b>			<b>4,044,318.04</b>		
215	<b>Other Structures:</b>					
	<b>Pumping Plant:</b>					
	<b>Structures &amp; Improvements-</b>					
	Construction butawan			2,530.52	San Roque	Performing
	Masosu Riprap			1,161.00	San Isidro	do
	Guild bunk house			83,413.14	San nicolas	do
	Platform			19,703.50	san isidro	do
	Masosu Operator's Bunk House	1 lot		85,205.00	san isidro	do
	Masosu Operator's Bunk House	1 lot	Jul 05	75,562.50	San Isidro	do
	Masosu Booster PS # 2		May 05	254,992.08	San Isidro	do
	Masosu Booster PS # 2 Pump House			168,670.96	San Isidro	do
	Guild Despswell PS # 2 Pump House & Intake Structure			967,119.35	San Isidro	do
	Guild Booster PS Pump House			1,331,385.93	San Nicolas	Performing
	Parina Sump & PS			588,111.21	Parina	do
	Sta. Domingo Booster PS			110,046.67	Sta. Domingo	do
	Butawan Booster PS Re-piping			227,857.34	San Roque	do
	La Trinidad Booster PS Pump House			472,358.86	La Trinidad	do
	<b>Sub-total</b>			<b>4,388,188.06</b>		
	<b>Pumping Plant-</b>					
	Masosu pumping house	1 lot	1982	38,682.00	San Isidro	Performing
	Butawan pumping house	1 lot	1982	16,000.00	San Roque	do
	Pump house Engine Base	1 lot	1993	10,059.92	San Roque	do
	Sta. Teresita pumping house	1 lot	Oct. 97	35,526.30	Sta. Teresita	do
	Guild Pumping station	1 lot	Dec. 97	673,742.20	San Nicolas	do
	<b>Sub-total</b>			<b>773,010.42</b>		
	<b>Structures &amp; Improvements-</b>					
	Stone masonry (rip rap) Masosu	1 lot	1993	28,718.00	San Isidro	Performing
	Chlorination Room	1 lot	Dec 03	7,142.60		do
	Chlorination Room-Labor & Materials	1 lot	Nov. 04	97,815.57		do
	Chlorination House - Butawan PS	1 lot	Jan 05	227,901.40	San Roque	do
	Chlorination House - New Guild PS	1 lot	Jan. 05	112,949.60	San Nicolas	do
	Chlorination House - Masosu PS	1 lot	Jan. 05	26,558.70	San Isidro	do
	Chlorine Ejector Box Bldg - Masoso BPS		May 05	22,132.12		do
	Concrete Test Collector Box		May 05	28,151.17		do
	<b>Sub-total</b>			<b>551,369.16</b>		
	<b>General Plant</b>					
	<b>Transmission/Distribution Mains</b>					
	<b>Structures &amp; Improvements-</b>					
	Butawan intake box	1 lot	1982	31,250.00	San Roque	Performing
	Masosu intake box	1 lot	1992	2,178.89	San Isidro	Performing
	Masosu intake box	1 lot	1993	3,140.98	San Isidro	Performing
	<b>Sub-total</b>			<b>36,569.87</b>		
	<b>Structures &amp; Improvements-</b>					
	Stockroom Renovation	1 lot	Aug. 98	24,040.50	San Roque	Performing
	Stockroom Renovation	1 lot	Jul. 05	146,808.50	San Roque	Performing
	Mechanical Workshop Building	1 lot	Dec. 05	601,594.00	San Roque	Performing
	Installation of Cubicle to stockroom	1 lot	May-06	23,674.73	San Roque	Performing
	pump box Amatista St., San Nicolas C.	1 lot		4,035.50	San Nicolas	Performing

Acct Code	Description	Units Pieces	Date Acquired	Acquisition Cost	LOCATION	REMARKS
215	Bahay Kubo, Parina Pumping station	1 lot	Jul.07	4,088.25	Parina	Performing
cont.	Fencing of Guild Intake Box,GPS	1 lot	Feb-08	25,831.50	San Nicolas	Performing
	Construction of Genset Roofing	1 lot	Dec.12	84,299.10	San Nicolas	Performing
	Construction of Genset flooring for 3 unit Transformer	1 lot	Dec.12	7,015.00	San Nicolas	Performing
	Construction of concrete platform to 3 unit transformer	1 lot	Dec.12	80,658.50	San Isidro	Performing
	Repair of the damaged concrete pavement	1 lot	Dec.12	6,626.00	San Nicolas	Performing
	Parina Bunk House	1 lot	Sept. 13	177,325.00	Perpetual Help	Performing
	<b>Butawan Bunk House</b>	<b>1 lot</b>	<b>Mar.16</b>	<b>235,159.00</b>	<b>San Roque</b>	<b>Performing</b>
	<b>Sub-total</b>			<b>1,400,555.58</b>		
	<b>Total of 215</b>			<b>7,149,813.09</b>		
221	<b>Office Equipment:</b>					
	Typewriter w/ long carriage (222-27-2010)	1 unit	Jan-04	17,500.00	Juliet H. Turallo	Performing
	Typewriter (222-02-2015)	1 unit	Oct. 04	7,500.00	Jerry Carvas	do
	Digital Copy printer model 6123 w/ (372-65-2005)	1 unit	Dec-05	105,296.86	Jose L. Ballester	do
	EKILCO-SO15 LCD Projector (372-09-2005)	1 unit	Dec-05	53,000.00	Lina D. Luceña	do
	Digital Copier (372-055-2006)	1 unit	Jul-08	79,900.00	Lina D. Luceña	do
	Digital Copier (372-055-2006)	1 unit	Aug-06	2,549.75	Lina D. Luceña	do
	Bundy clock-Master Ink & steel cabinet (221-33-2008)	1 unit	Jun-08	8,988.00	Lina D. Luceña	do
	Filing Cabinet (222-35-2008)	1 unit	Jun-08			do
	Camera-Technical (221-20-2009)	1 unit	May-09	20,924.40	Francisco Hilario Vargas	do
	Typewriter,Olympia (221-51-2011)	1 unit	May-09	19,474.00	Jose L. Ballester	do
	Digital Photo Copier (221-25-2009)	1 unit	Oct.-09	70,000.00	Jose L. Ballester	do
	Calculator Desktop Adding Machine (223-004-2010)	4 units	Mar-10	8,123.60	Stockroom	Performing
	Calculator Desktop Adding Machine,Admin (223-06-2010)	1 unit	Apr-10	2,030.90	Juliet H. Turallo	Performing
	Printer Calculator (223-04-2010)(223-05-2010)	3 units	Aug-10	10,026.00	Maribeth O. Marzan	Performing
	Car Stereo	1 unit	Nov-10	12,150.00	SEJ 290	Performing
	Queing Machine (222-19-2011)	4 units	Jan.11	19,198.00	Evelyn I.Francia	Performing
	Electronic typewriter (221-26-2011)	1 unit	Apr.11	9,500.00	Juliet H. Turallo	Performing
	Digital Camera (221-93-2011)	1 unit	Dec.11	9,498.00	Juliet P. Martinez	Performing
	Adding Machine Tape (221-21-2013)(221-22-2013)	2 units	Feb.13	7,000.00	Kherin Sanchez	Performing
	Fax Machine (223-31-2013)	1 unit	Jun. 13	15,950.00	Jose L. Ballester	Performing
	Printing Calculator (221-88-2013)	1 unit	Sept 13	3,810.00	Joy Samar	Performing
	Printing Calculator (221-01-2014)	1 unit	Jan 2014	1,990.00	Jose L. Ballester	Performing
	Lebor Installation of AC	1 unit	Jun 14	11,000.00		Performing
	Camera-Commercial (221-120-2014)	1 unit	Dec.14	24,400.00	Maribeth O. Marzan	Performing
	Printing Calculator (221-01-2015)	1 unit	Dec 14	3,479.00	Juliet H. Turallo	Performing
	Printing Calculator	1 unit	Mar. 15	3,479.00		Performing
	Type writer manual with 46 keys SG3-N24	1 unit	May 15	23,000.00		Performing
	Type writer manual with 46 keys SG3-N18	1 unit	May 15	17,500.00		Performing
	Digital Colored copier	1 unit	Aug 15	195,000.00		Performing
	Camera-Admin	1 unit	Aug 15	28,998.00		Performing
	USB for sharp Vol. 2	1 unit	Nov. 15	3,167.70		Performing
	Various spare parts of supplier for photocopier	1 lot	Jun. 16	19,895.64		Performing
	Speaker,amplifier,speaker stand	3 unit	Oct.16	15,296.00		Performing
	Laminator	1 unit	Dec.16	12,520.00		Performing
	<b>Total of 221</b>			<b>842,142.85</b>		
222	<b>Furniture and Fixture</b>					
	safe cabinet with vault	1 unit	1993	7,000.00	Office	Performing
	filing cabinet	3 units	1995	10,300.00	Office	Performing
	Sony Karaoke	1 unit	Jan-96	5,250.00	Office	Performing
	Sony 14" Colored TV (372-066-2005)	1 unit	May 97	7,200.00	Lina D. Luceña	Performing
	Aircon (Old GM's office) (372-197-1998)	1 unit	Jun-97	16,000.00	Stockroom	Performing
	Aircon-Technical division	1 unit				
	Aircon-Administration Bldg. (372-198Ato372-198D-1998)	6 units	May-98	66,478.80	Salvador D. Alcomendas	Performing
	Filing Cabinet (372-270A-1999) (372-270-1999)	2 units	Nov-99	8,697.00	L. Luceña	Performing
	Computer chair w/ gas lift (372-264A,268A,276A-1999)	3 units	Nov-99	7,440.00	Evelyn I. Francia/J.Turallo	Performing

Acct Code	Description	Units/Pieces	Date Acquired	Acquisition Cost	LOCATION	REMARKS
222	Filing Cabinet (372-270A-1999) (372-415-2002)	3 units	Apr. 00	11,596.00	J. Neri/L. Luceña	Performing
Cont.	Free Stirling Table (372-044-057-2003)	12 units	Dec-03	50,268.00	Lina D. Luceña	Performing
	OA U Mobile Pedestal (372-045-2003)	16 units	Dec-03	45,312.00	Jose L. Ballester	Performing
	Free standing Table	3 units	Dec-03	12,921.00	Office	Performing
	PT 127 Partition Table	2 units	Dec-03	11,356.00	Office	Performing
	Partition	18 units	Dec-03	351,236.35	Office	Performing
	Sala set (372-40-2003)	1 unit	Dec-03	8,950.00	Lina D. Luceña	Performing
	Conference table (372-39-2003)	1 unit	Dec-03	25,850.00	Lina D. Luceña	Performing
	Carrier aircon	2 units	Dec-03			
	Display cabinet (372-79-2003)	1 unit	Jan-04	8,600.00	Lawrence S. Rombaon	Performing
	Filing Cabinet	1 unit	Jan-04	7,765.80	Office	Performing
	Brass Sign - Gold sheet ICWD logo	1 unit	Jan. 04	32,500.00	Office	Performing
	Air conditioner w/ Timer	1 unit	Sept. 04	46,190.00	Office	Performing
	Radio Cassette (372-33-2004)	1 unit	Sept. 04	5,995.00	Lawrence S. Rombaon	Performing
	Free standing Table (372-46-2004)	10 units	Sep-04	45,000.00	Office	Performing
	Mobile Pedestal (372-47-2004)	10 units	Sep-04	30,100.00	Office	Performing
	Filing Cabinet (372-62-2004) (372-43-2004)	8 units	Sep-04	35,112.00	D. Rariza/Rombaon	Performing
	Executive Chair (372-62-2004)	1 unit	Oct-04	2,800.00	Engr. Joseph Ulysses Fucio	Performing
	Divider	2 units	Oct-04	5,600.00	Office	Performing
	Radio Cassette with Microphone (372-05-2005)	1 unit	Dec-04	1,995.00	Marietta H. Cruzata	Performing
	Mission / Vision Marker 20"x 30"	1 unit	Jan. 05	12,000.00	Office	Performing
	ACME steel filing Cabinet (372-10-2005)	1 unit	Jan-05	4,389.00	Jose L. Ballester	Performing
	venetian blinds-admin		Feb-05	14,552.00	Office	Performing
	desk fan		Mar-05	789.50	Masuso Pumping Station	Performing
	Marker - Guild PS	1 unit	Jun. 05	17,000.00	Guild Pumping Station	Performing
	Filing Cabinet, 4 drawers (372-23-2005)	1 unit	Jun. 05	4,389.00	Jose L. Ballester	Performing
	Materials Steel Rack, Mech Workshop Bldg.	1 unit	Sept. 05	17,008.00	Office	Performing
	Materials - Rack - Admin	1 unit	Dec. 05	4,210.00	Office	Performing
	Filing Cabinet, 4 drawers (372-04-2006)	4 units	Dec. 05	23,278.00	Salvador D. Alcomendas	Performing
	(241-86-2011)				Lina D. Luceña	
	(372-06-2006)				Jose L. Ballester	
	(222-32-2010)				Juliet H. Turallo	
	Component DXT9 12500 watts, 5.1 (372-09-2006)	1 set	Dec 05	29,990.00	Lina D. Luceña	Performing
	Filing Cabinet -Commercial Division (222-37-2013)	3 units	Apr. 06	17,457.00	Jerry Cervas	Performing
	(222-08-2015)				Jerry Cervas	Performing
	(222-01-2014)				Cristzel A. Agapito	Performing
	Aircon window type 2 Hp admin (221-26-2008)	1 unit	Oct-07	22,235.00	Lina D. Luceña	Performing
	Stool marble mint green # 201 (222-40-2007)	15 pcs.	Oct-07	6,200.00	Jose L. Ballester	Performing
	Hanging Cabinet	5 units	Mar-08	30,218.00	Office	Performing
	Curtain	45 pcs.	May-09	22,487.50	Office	Performing
	Executive Chair (222-19-2009)	12 pcs.	Jun-09	33,302.25	Lina D. Luceña	Performing
	Filing Cabinet- Admin (222-16-2010)	1 pc.	Dec. 09	6,900.00	Jose L. Ballester	Performing
	Electric Fan Guild	1 pc.	Jul. 10	709.00	stockroom	Performing
	Computer Table -Technical (222-61-2010)	1 pc.	Jul. 10	950.00	Engr. Jonel R. Fenis	Performing
	Aircon window type 2 Hp Erad LG LA 200-CA222-79-10	2 units	Aug. 10	41,800.00	Engr. Amalia D. Rariza	Performing
	File Safe Cabinet (Vault) (222-88-2010)	1 unit	Aug. 10	24,300.00	Juliet H. Turallo	Performing
	Lateral File Cabinet (222-67-2010)	1 unit	Aug. 10	11,690.00	Marietta H. Cruzata	Performing
	DB Audio Vas 15-106-10002 16" (229-91-2010)	1 pair	Oct. 10	4,935.00	Lina D. Luceña	Performing
	Audio Amplifier (229-91-2010)	1 unit	Oct. 10	2,899.00	Lina D. Luceña	Performing
	Audio Equalizer (229-91-2010)	1 unit	Oct. 10	2,300.00	Lina D. Luceña	Performing
	Lateral File Cabinet (222-69-2010)	1 unit	Nov. 10	11,699.00	Romulo M. Corporal	Performing
	Teller's Booth	1 unit	Dec. 10	48,000.00	Office	Performing
	LG Split type air conditioner and labor (221-100-2010)	1 unit	Dec. 10	72,609.00	Lina D. Luceña	Performing
	Executive Table (222-02-2011)	1 unit	Jan. 11	5,900.00	Romulo M. Corporal	Performing
	Queueing Machine (222-19-2011)	1 Unit	Jan. 11			
	Executive Chair (222-15-2011)	1 Unit	Feb-11	16,625.00	Romulo M. Corporal	Performing
	Visitor Chair (222-16-2011)	2 pcs.	Feb-11	3,700.00	Romulo M. Corporal	Performing
	Carpet (222-17-2011)	1 pc.	Feb-11	17,164.16	Romulo M. Corporal	Performing
	Color Post (222-18-2011)	4 pcs.	Feb-11	7,200.00	Evelyn I. Francia	Performing
	Venetian Blinds Commercial	6 pcs.	Mar. 11	15,250.00	Office	Performing
	Emergency Lights	4 pcs.	Apr. 11	7,380.00	Office	Performing

Acct Code	Description	Unit/s Pieces	Date Acquired	Acquisition Cost	LOCATION	REMARKS
222	Partition Wall GM's office	4 pcs.	Apr-11	55,544.00	Office	Performing
cont.	LCD TV,32" TCL (32DIO) (222-31-2011)	1 unit	Jun-11	16,636.00	Maribeth O Marzan	Performing
	Sala Set (221-26-2011)	4 pcs.	Jun-11	24,000.00	Roniulo M Corporal	Performing
	Glass Partition wall well of GM's office	1 lot	Jun-11	9,200.00	Office	Performing
	Filing Cabinet-Admin- (221-22-2011-221-23-2011)	2 units	Jun-11	24,400.00	Lina D. Luceña	Performing
	Chair,Acob,Clerical gaslift (222-43-2011)(222-42-2011)	2 units	Aug-11	4,234.04	Anequito Ronda/Jonel Fenis	Performing
	Computer chair w/ gas lift,teller (222-43-2011)(222-44-2011)	2 units	Aug-11	1,595.74	C.Ampongan/Kharin Sanchez	Performing
	Chair,Acob,Clerical gaslift (223-39-2011 to223-40-2011)	3 units	Aug-11	9,223.50	M.Marzan/M.Cruzata/A.Rariza	Performing
	Office Table,admin and comm(222-64-2011)(222-65-2011)	2 units	Oct-11	4,800.00	S.Espiritu/Lawrence Rombaoan	Performing
	Desk Name sign glass	3 units	Oct-11	4,950.00	Office	Performing
	Curtain-Manager's Office	1 lot	Nov-11	23,790.00	Office	Performing
	Water Dispenser-Commercial (222-92-2011)	1 lot	Nov-11	5,299.00	Maribeth O Marzan	Performing
	Curtain Admin	1 lot	Dec-11	17,338.98	Office	Performing
	Filing Cabinet-Admin (221-20-2011)	1 unit	Jun-12	7,200.00	Lina D. Luceña	Performing
	Display cabinet- GM's office	1 unit	Sept-12	11,979.17	Office	Performing
	Table- CCTV	1 unit	Sept-12	4,687.50	Office	Performing
	Panasonic Refrigerator 3 Cu. Ft. (222-14-2013)	1 unit	Jan-13	7,795.00	Roniulo M. Corporal	Performing
	Filing Cabinet- Commercial (222-10-2013)(222-11-2013)	2 units	Jan-13	15,000.00	M.Marzan/Jerry Deras	Performing
	Table-Auditor (222-41-2013)	3 units	Feb-13	9,000.00	Jose L. Ballester	Performing
	Filing Cabinet -Auditor	1 unit	Feb-13	7,500.00	Office	Performing
	T.V. -Commercial (222-05-2015)	1 unit	Feb-13	17,233.00	Maribeth O Marzan	Performing
	Water Dispenser-Administrative (222-40-2013)	1 unit	Jun-13	5,990.00	Lina D. Luceña	Performing
	Executive Chair (222-43-2013to222-49-2013)	7 unit	Jul-13	26,565.00	J.Turalillo/L.Lucena and others	Performing
	8.5 Cubic ft. Panasonic refrigerator	1 unit	Jul-13	12,199.00	Office	Performing
	Carrier Airconditioner	1 unit	Jul-13	26,595.00	Office	Performing
	Building Marker 18x20, Masou Pumping Station	1 unit	Sep-13	12,720.00	Office	Performing
	Computer Chairs	3 units	Dec-13	2,997.00	Office	Performing
	Executive Chairs (222-10-2014to222-21-2014)	6 units	Mar-14	22,770.00	S.Espiritu/J.Dorosan and others	Performing
	Visitor Chair black (222-22-2014)	2 units	Mar-14	4,790.00	Marietta H. Cruzata	Performing
	Visitor Chair Blue (222-23-2014)	2 units	Mar-14	4,790.00	Juliet H. Turelio	Performing
	Waiting Area Seats (222-24-2014)	3 units	Mar-14	44,885.00	Maribeth O. Marzan	Performing
	Sound system (222-51-2014)	1 unit	May-14	26,868.00	Jose L. Ballester	Performing
	Steel Cabinet (222-48-2014)(222-49-2014)(222-50-2014)	3 units	May-14	29,748.00	M.Cruzata/J.Ballester/K.Margate	Performing
	Typewriter table- Commercial (222-64-2014)	1 unit	Jun-14	2,300.00	Lawrence S. Rombaoan	Performing
	Bookshelves-administrative (222-94-2014to222-96-2014)	3 units	Sept-14	14,025.00	J.Ballester/S.Alcornendas/K.Margate	Performing
	Filing Cabinet (222-13-2014 to 222-115-2014)	2 units	Oct-14	22,308.75	A.Rariza/J.Fucio/J.Fenis	Performing
	Filing Cabinet (222-98-2014)	2 units	Oct-14	12,980.00	Gilbert B. Igneo	Performing
	Curtains	1 lot	Nov-14	46,086.00	Office	Performing
	Aircon	1 unit	Dec-14	59,798.00	Office	Performing
	Labor installation of Aircon			10,000.00		Performing
	Cabinet-Technical	1 unit	Dec-14	5,700.00	Office	Performing
	Aircondition, 2HP, Carrier with timer	1 unit	Jan-15	27,661.27		Performing
	Stand fan @ 1,648.00	3 pcs.	May-15	3,296.00		Performing
	Office Chair	10 pcs.	May-15	46,589.00		Performing
	Filing Cabinet steel 4 drawers @ 7,436.00	3 units	May-15	22,308.00		Performing
	Bulletin Sinage	2 units	June-15	5,700.00		Performing
	Buttetin Board	2 sets	June-15	12,300.00		Performing
	Guest Chair	5 unit	June-15	9,995.00		Performing
	Water dispenser	2 units	July-15	11,390.00		Performing
	typewriter table - commercial	1 unit	July-15	17,890.00		Performing
	Hanging Cabinet-commercial	1 lot	Oct-15	27,900.00		Performing
	Table name plate	8 pcs	Oct-15	12,800.00		Performing
	Table	3 pcs.	Feb-16	10,000.00		Performing
	Tent	1 unit	Feb-16	14,398.50		Performing
	Water Dispenser and office table	1 unit	Apr-16	9,383.00		Performing
	Aircondition with instaliation of 6,000.00	1 unit	May-16	87,796.00		Performing
	Filing cabinet	1 unit	Jun-2016	13,780.00		Performing
	Filing cabinet	1 unit	Jun-2016	22,311.00		Performing
	Airconditlon	1 unit	Jun-2016	23,298.00		Performing
	Television	1 unit	Jun-2016	15,997.00		Performing
	Guest Chair	6 unit	Jul-2016	7,794.00		Performing

Acct Code	Description	Unit's Pieces	Date Acquired	Acquisition Cost	LOCATION	REMARKS
222	Tellers Booth	1 unit	Jul.2016	50,000.00		Performing
cont.	Filing Cabinet	1 unit	Aug.16	7,437.00		Performing
	Curtain	1 lot	Oct.16	50,000.00		Performing
	Bookshelve	1 lot	Oct.16	49,992.00		Performing
	Emergency lights	1 lot	Oct.16	8,800.00		Performing
	Accordion Shelves	1 lot	Nov.16	15,800.00		Performing
	<b>Total of 222</b>			<b>2,703,771.81</b>		
223	<b>IT Equipment &amp; Software:</b>					
	ECS G220 Notebook Computer (223-065-2010)	1 unit	Dec. 05	49,530.00	Romulo Corporal	Performing
	LCD Monitor 15" Commercial (223-41-2008)	1 unit	Jul-08	7,240.00	Maribeth O. Marzan	Performing
	LCD Monitor 17" Admin (223-29-2009)	1 unit	Jul-09	6,406.30	Stockroom	Performing
	Printer_impack,dot matrix 9 pin 80 column (223-01-2010)	2 units	Nov-09	29,499.90	Evelyn I. Francia	Performing
	Epson LX 300+ Printer_impack,dot matrix 9-pin (223-02-2010)	1 unit	Nov-09	7,479.30	Paulino L. Laganzon	Performing
	Laptop acer (223-065-2010)	1 unit	Dec-09	41,870.00	Romulo M. Corporal Jr.	Performing
	Printerf HP L 108 (223-066-2010)	1 unit	Feb-10	5,066.00	Lawrence S. Rombaon	Performing
	LCD Monitor 15.6 - Administrative (223-45-2010)	1 unit	Apr-10	5,203.00	Rebecca O. Monte	Performing
	Printer LX 300+ Administrative (223-48-2010)	1 unit	Apr-10	7,478.30	Stockroom	Performing
	Computer- Technical (223-46-2010)	1 unit	May-10	31,500.00	Francisco Hilario N. Vargas	Performing
	Computer C/o Lawrence Rombaon (223-47-2010)	1 unit	May-10	19,990.00	Lawrence S. Rombaon	Performing
	Computer -Commercial	7 units	May-10	190,400.00	Commercial	Performing
	Printerf HP L 108 (223-59-2010)	1 unit	May-10	4,999.00	Stockroom	Performing
	AOC Computer Monitor (223-60-2010)	1 unit	Jun-10	5,029.00	Lina Luena	Performing
	Computer Printer -commercial (223-48-2010)	1 unit	Jun-10	16,306.20	Office	Performing
	Installation of Program		Jun-10	80,000.00	Office	Performing
	Acer Travel laptop computer (223-90-2010)	1 unit	Dec-10	37,010.83	Marella H. Cruzata	Performing
	Installation of Program (labor)		Dec-10	30,000.00	Office	Performing
	Printer Commercial	1 Unit	Jan.11	5,865.00	Office	Performing
	Computer Set- Administrative (223-28-2011)	1 Unit	Jan.11	29,590.00	Salvador D. Alcomendas	Performing
	Printer Hp D 2660-Technical Division (223-29-30-2011)	2 Unit	May-11	3,402.00	A.Rariza/Vargas	Performing
	Meter reader bill and collection, Printer (223-57-53 -2011)	6 sets	Aug.11	416,640.00	R.Cuebillas,Laniog,deVila	Performing
	LED Monitor 18.5" commercial (223-35-2011)	1 Unit	Aug.11	4,882.97	Kharen D. Sanches	Performing
	LED Monitor 18.5" Administrative (223-38-2011)	1 Unit	Aug.11	4,882.97	Jose L. Ballester	Performing
	Printer Hp2660-Administrative (223-66-2011)	1 Unit	Sept.11	1,701.06	Rebecca O. Monte	Performing
	Computer Set- Commercial (223-67-2011)	1 Unit	Sept.11	12,595.70	Gilbert I. Ignao	Performing
	Computer Set- Administrative (223-87-2011)	1 Unit	Oct.11	18,632.00	Juliet H. Turallo	Performing
	Computer Set- Administrative (223-91-2011)	1 Unit	Nov.11	18,632.00	Lina D. Luena	Performing
	Computer Set- Commercial (223-34-2013)	1 Unit	Nov.11	18,982.83	Nikkie Borromeo	Performing
	Printer Epson L100w/CIS-Admin (223-88-2011)	1 Unit	Nov.11	7,968.18	Stockroom	Performing
	CPU -Admin	1 unit	Apr 12	15,585.00	Office	Performing
	Uninterrupted Power Supply (223-89-2011)	1 unit	Jun-12	2,632.97	Stockroom	Performing
	Computer Monitor 16" LED	1 unit	Jun-12	3,190.42	Office	Performing
	CCTV 16 pcs. Camera (223-84-2012)	16 pcs.	Aug.12	479,500.00	Lina D. Luena	Performing
	Computer -Admin (223-15-2014)	1 unit	Aug.12	27,734.00	Kim Sergius Margate	Performing
	Scanner 223-42-2012	1 unit	Aug.12	5,318.00	Francisco Hilario N. Vargas	Performing
	Computer Monitor 19" Acerbrand (223-52-2012)	1 unit	Nov.12	4,462.76	Lawrence S. Rombaon	Performing
	Uninterrupted Power Supply (223-52-2012)	1 unit	Nov.12	2,973.40	Lawrence S. Rombaon	Performing
	Palm reader and printer	1 unit	Nov.12	196,000.00	Office	Performing
	Wireless router-Technical	1 unit	Nov.12	1,377.66	Office	Performing
	Computer -Auditor (223-19-2013)	1 set	Feb.13	32,817.00	Lina D. Luena	Performing
	Labor and Materials for BIWADA	1 lot	Apr.13			Performing
	Printer Epson L 210-Administrative (223-27-2013)	1 unit	Jun.13	7,750.00	Technical	Performing
	Printer Epson L 210-Technical (223-30-2013)	1 unit	Jun.13	7,750.00	Administrative	Performing
	Computer Desktop Technical (223-30-2013)	1 unit	Jun.13	24,139.00	Technical	Performing
	Meter reader bill and collection Printer	2 units	Jul.13	208,320.00	Commercial	Performing
	Printer Epson L 210-Administrative (223-42-2013)	1 unit	Jul.13	7,750.00	Kim Sergius M. Margate	Performing
	Printer Epson L 210-Commercial (223-65-2013)	1 unit	Sept.13	7,790.00	Carla Borja	Performing
	Stand Alone Biometric device comple acc. (223-03-2014)	4 units	Oct.13	207,550.00	Ansiene A Idioma	Performing
	ICWD Webpage design and Development	1 lot	Oct.13	38,000.00	Office	Performing
	Finger print Biometric device (223-05-2014)	1 lot	Nov.13	15,000.00	Ansiene A Idioma	Performing
	Repair of Computer	1 unit	Nov.13	6,941.47	Office	Performing

Acct Code	Description	Unit/s Pieces	Date Acquired	Acquisition Cost	LOCATION	REMARKS
226	Computer Printer Epson L210-Auditor (223-81-2013)	1 unit	Nov.13	7,790.00	Administrative	Performing
cont.	Computer Printer Epson L355-Admin (223-79-2013)	1 unit	Nov.13	10,290.00	Salvador Alcomendas	Performing
	Computer Printer Epson L355-Admin (223-80-2013)		Nov.13	10,290.00	Rebecca O. Monis	Performing
	Printer Epson LX 300 (223-84-2013)	1 unit	Dec.13	8,227.65	Nikkie Borromeo	Performing
	Computer -Commercial	1 unit	Jan.14	35,130.00		Performing
	Loptap Asus, Loptap Acer	1 unit	Jun-14	32,990.00		Performing
	Loptap Asus, Loptap Acer	1 unit	Jun-14	32,990.00		Performing
	Uninterrupted Power Supply (UPS) 500 VA Com&A	4 units	Jun-14	11,000.00		
	Printer Lx 300 11	1 unit	Jun-14	8,393.00		Performing
	Loptap Asus, Loptap Acer	8 units	Sept.14	251,064.00		Performing
	Printer Lx 300	1 unit	Sept.14	8,394.00		Performing
	Palm top Computer for MRB's	1 set	Sept.14	104,160.00		Performing
	Palm top mobile printer	2 units	Sept.14	70,000.00		Performing
	Printer Epson Lx 310-Commercial @ 8,394.00	2 units	Oct.14	16,788.00		Performing
	loptap asus	1 unit	Oct.14	31,383.00		Performing
	U.R.U 4500 digital Personal Finger print reader	2 units	Nov.14	12,580.00		Performing
	loptap asus	1 unit	Dec.14	31,383.00		Performing
	Computer Desktop-Technical	1 unit	Jan.15	29,990.00		Performing
	Uninterrupted power supply	1 unit	Feb.15	2,925.00		Performing
	Epson printer , L210 ink tank	1 unit	Feb.15	7,790.00		Performing
	Uninterrupted Power Supply	4 units	Mar.15	3,545.00		Performing
	Computer Monitor (Admin)	1 unit	Mar.15	4,375.00		Performing
	Printer 2 units L210 and 1 unit Brother printer	3 units	Mar.15	25,210.00		Performing
	Biometric Computer Server	1 unit	May.15	46,700.00		Performing
	Uninterrupted Power Supply,APC 600 VA @ 2295.00	4 units	May.15	9,180.00		Performing
	500GB SATA HDD Hard Drive	1 unit	May.15	2,450.00		Performing
	Printer L210 and MPC-J 2510	3 units	May.15	18,500.00		Performing
	Computer Desktop-Administrative Division	1 unit	Oct.15	35,990.00		Performing
	Printer - commercial	1 unit	Nov.15	8,283.00		Performing
	Computer Destop	1 unit	Feb.16	31,895.00		Performing
	Meter read bill	1 unit	Feb.16	341,620.00		Performing
	Multimedia projector Epson	1 unit	Apr-16	50,000.00		Performing
	Tripod projector screen 72" x 96	1 unit	Apr-16	7,000.00		Performing
	Printer Epson L220	1 unit	Apr-16	7,590.00		Performing
	Aw- uninterrupt power supply	1 unit	Jun.2016	3,300.00		Performing
	ups	5 unit	Jul.2016	15,475.00		Performing
	Desktop	1 unit	sept.16	50,495.00		Performing
	Desktop	1 unit	sept.16	38,495.00		Performing
	Various Equipment	1 unit	Dec.16	12,585.00		Performing
	adjusting entry JEV 16-12-1594			38,495.00		
	<b>Total of 223</b>			<b>3,871,209.66</b>		

226	<b>Machinery:</b>					
	<b>Power Production Equipment:</b>					
	Generator set 75KVA	1 unit	Mar.03	405,000.00	San Roque	Performing
	Transformer - Butawan	1 unit	Aug.04	58,500.00	San Roque	Performing
	Cut-out	1 set	Aug.04	7,800.00	San Roque	Performing
	Copper Wire # 2 - Service drop	80 m	Aug.04	7,600.00	San Roque	Performing
	GE KV2C Bi-directional Electronic KWHR	1 unit	Sept.04	33,500.00	San Roque	Performing
	GE Current Transformer	2 units	Sept.04	12,400.00	Inorgan	Performing
	GE KV2C Bi-directional Electronic KWHR	1 unit	Oct.04	35,800.00	Inorgan	Performing
	Labor & Mat-Line Conversion to 3 phase	3 phase	Dec.04	168,245.00	Inorgan	Performing
	110 m 100mm Copper Stranded Wire		Jun.05			
	Butawan (18,436 - 3,690) P14,776.00			18,077.00	Inorgan	Performing
	Current Transformer,CT200.5		Jun.09	5,600.00	Inorgan	Performing
	<b>Sub-total</b>			<b>752,522.00</b>		

Acct Code	Description	Units Pieces	Date Acquired	Acquisition Cost	LOCATION	REMARKS
<b>226 Power Distribution &amp; Lighting - Equipment</b>						
cont.	<b>Labor &amp; Materials</b>					
	KVA Transformer-La Trinidad, 15KVA	1 lot	May 05	1,968,978.80	La trinidad	Performing
	Transf. Losses & Rel. Cost P11,186.64		ICWD			
	Materials 34,111.00		ICWD			
	<b>La Trinidad Booster P 1,923,681.16</b>		ADB			
	<b>Pumping Equipment:</b>					
	KVA Transformer-Inorgan, 5D, 25 KVA	1 lot	ADB	474,916.53		Performing
	Transf. Losses & Rel. Cost P16,458.48		ICWD			
	Materials 7,116.20		ICWD			
	Sto. Domingo Booster PS 451,341.85		ADB		Sto. Domingo	
	Masoso Booster PS # 2			1,063,628.84	San Isidro	Performing
	Guilid Deepwell PS			4,981,519.13	San Nicolas	Performing
	Guilid Booster PS			26,741.46	San Nicolas	Performing
	Parina Booster PS			473,166.09	Parina	Performing
	Sto Niño Reservoir			72,536.38	Sto. Niño	Performing
	<b>Sub-total</b>			<b>9,061,487.23</b>		
	Surplus 6BB1 engine	1 unit	Apr. 99	46,350.00		Performing
	Submersible pump	1 unit	May-99	26,000.00		Performing
	Diesel pump	1 unit	May-00	7,490.00		Performing
	Submersible pump 1.5HP	1 unit	May-00	34,500.00		Performing
	6BB1 Engine surplus	1 unit	Aug. 00	60,000.00		Performing
	Arad Flowmeter #8 - Masoso PS and parts	1 unit	Sept. 01	132,635.20		Performing
	Hand Tachometer	1 unit	Oct. 01	8,250.00		Performing
	Booster pump 1.5HP	1 unit	Oct. 01	17,000.00		Performing
	Repair- Electric motor 40HP, Butawan PS	1 unit	Dec. 01	37,000.00		Performing
	Right gear angle drive	1 unit	Dec. 01	95,000.00		Performing
	Spare parts turbine pump	1 unit	Jan. 02	23,329.00		Performing
	Engine GX34011HP(Honda)	1 unit	July 02	21,250.00		Performing
	Cooling tower-Masoso PS	1 unit	Feb. 03	28,203.50		Performing
	Booster pump	1 unit	Mar. 03	14,500.00		Performing
	Cooling tower	1 unit	Dec.03	28,133.00		Performing
	IWAKE Electromagnetic metering pump	1 unit	May 04	27,675.00		Performing
	Myer's Booster Pump 2HP	2 units	Aug. 04	84,072.00		Performing
	Tachometer	1 unit	Sept. 04	9,500.00		Performing
	Vertical Hollow Shaft Electric Motor	1 unit	Jan. 05	198,925.00		Performing
	IHCM200 Myer's 2 HP 2-stage Jet Pump	1 unit	Jan. 05	45,539.00		Performing
	with: 1 pkg Shallow Well Ejector for	1pkg				Performing
	HCM150 & 1 pc Pressure Gauge-BPS	1 pc				Performing
	Alternator 24V w/o exhauster	2 units	Jan. 05	9,000.00		Performing
	Goulds 1.5HP Booster Pump Motor	2 units	Jan. 05	16,400.00		Performing
	IHCM200 Myer's 2 HP 2-stage Jet Pump	1 unit	Jan. 05	45,539.00		Performing
	with: 1 pkg Shallow Well Ejector for	1pkg				Performing
	HCM150 & 1 pc Pressure Gauge-BPS	1 pc				Performing
	250 Water Pump Honda Engine 5 HP	1 unit	Feb-06	12,520.00		Performing
	215 Booster Pump -Sta Teresita	1 unit	May-09	9,807.50		Performing
	<b>sub total</b>			<b>1,040,718.20</b>		

<b>Pumps &amp; Instrumentation:</b>						
	Centrifugal Pump - Masoso PS	1 unit	May 05	1,261,106.15	San Isidro	Performing
	Submersible Pump - Guilid Deepwell PS	2 units		4,058,974.82	San Isidro	Performing
	Guilid PS Stainless Steel Stroud	2 units		149,437.20	San Isidro	Performing
	Centrifugal Pump - Parina PS	2 units		971,369.82	San Isidro	Performing
	Centrifugal Pump - Sto. Domingo PS	1 unit		144,809.46	Sto. Domingo	Performing
	<b>Sub-total</b>			<b>6,585,497.25</b>		
<b>Water Treatment Equipment:</b>						
	Motor metering pump chlorinator	1 unit	Mar. 01	32,000.00	Guilid PS.	Performing
	IWAKE ElectroMagnetic metering pump	1 unit	Mar. 02	22,300.00	Guilid PS.	Performing
	Right angle drive	1 unit	Apr. 02	7,500.00	Masoso PS.	Performing
	IWAKE ElectroMagnetic metering pump	1 unit	Feb. 03	22,300.00	Guilid PS.	Performing
	Engine 10 HP	1 unit	Jun-06	15,000.00	Masoso PS.	Performing
	Alternator	1 unit	Jun-06	6,000.00		Performing
	Alternator, 24 V/Butawan PS 6BB1 engine	1 unit	Jan-07	3,100.00	Butawan	Performing



Acct Code	Description	Unit/s Pieces	Date Acquired	Acquisition Cost	LOCATION	REMARKS
cont.	Gas Chlorinator, masoso 226-05-07	1 unit	Jan-07	131,040.00	Masuso PS.	Performing
226	Diaphragm use for chlorinator	4 pcs.	Aug-07	43,912.00		Performing
	Gas Chlorinator, masoso 226-32-08	1 unit	Jan-08	131,040.00	Masuso PS.	Performing
	Mibank Meter socket	1 unit	Feb-08	18,000.00		Performing
	Booster pump 2HP .08 206	1 unit	Feb-08	7,500.00	Masuso PS.	Performing
	Mibank Meter socket	1 unit	Feb-08	18,000.00		Performing
	Booster pump 2HP .08 206	1 unit	Feb-08	7,500.00	Masuso PS.	Performing
	Booster pump 2HP .08 206	1 unit	Feb-08	40,000.00	Guilid PS.	Performing
	Pressure Gauge 4" x 400 psi	1 unit	Feb-08	650.00	Butawan	do
	Safety switch, 200 amps, double throw	1 unit	Jun-08	19,700.00	Butawan	do
	Submersible Pump 1.5 HP	1 unit	May-09	32,500.00	Butawan	do
	Booster Pump 1.5 HP	1 unit	May-09	16,000.00	Butawan	do
	Shaft Seal 1.5	2 sets	May-09	1,900.00		do
	GE 1CV21 B, directional electronics kWhr Meter	1 unit	Jun-09	19,000.00		do
	Transformer	1 unit	Jun-09			do
	GE KV 26 Bi-directional Electronics meter	1 unit	Aug-09	13,000.00	La Trinidad	do
	Goulds (USA) shallow well 1.5 HP	2 units	Oct-09	29,600.00		do
	Metering Pump Model P025-3817	1 unit	Feb-10	30,240.00		do
	Centrifugal Pump model mDDVRA45 size 3x3	1 unit	Apr-10	197,000.00		do
	Gas Chlorinator	1 unit	May-10	131,040.00	Masuso	do
	Booster Pump 1.5 HP	1 unit	May-10	14,890.00		do
	Gas Chlorinator	1 unit	Oct-10	131,040.00	Guilid	do
	Goulds(USA) shallow well 1.5 HP	1 unit	Dec-10	18,500.00		do
	Current Transformer	1 unit	Dec-10	19,100.00		do
	Gas Chlorinator		Jan-11	131,040.00	Butawan	do
	Gould Pump 1.5 HP	1 Unit	Feb-11	20,250.00		do
	Current Transformer	2 Units	Feb-11	18,800.00		do
	5" BI Pipe x 3m Treaded both ends w/ coupling	1 pc	Apr-11	18,000.00		do
	IF 2/36 Submersible Cable 2450	4 mtr.	Apr-11	9,800.00		do
	Handtachometer RPM tecklock	1 unit	Jun-11	15,000.00		do
	Magnetic Contractor, TCI-D32-10	4 mtrs.	Jun-11	10,800.00		do
	Tecklock hand Teckometer	1 unit	Aug-11	15,000.00		do
	Induction Motor 40 Hp 220/440	1 unit	Aug-11	103,688.00		do
	Centrifugal Pump model 80-20	1 unit	Oct-11	396,913.00		do
	Materials for installation of 50hp pum set	1 unit	Oct-11	4,621.50		do
	Submersible Pump, AC-303	1 unit	Nov-11	25,800.00		do
	36 meter THHN wire and 3 pcs. Terminalways	1 unit	Nov-11	42,270.00		do
	15 kva, cut-out AB	1 unit	Jan-12	5,753.00		do
	KV2 Form 48A, G.E., C120	1 unit	Jan-12	25,500.00		do
	75 kva distribution transformer	1 unit	Jan-12	145,000.00		do
	15 kva, distribution transformer	1 unit	Jan-12	71,750.00		do
	3" x 90 PVC Elbow	1 unit	Jan-12	1,326.00		do
	Electric Generator Set 220 kva	1 unit	Jan-12	1,200,000.00		do
	Distribution Transformer 25 kva	3 unit	Feb-12	315,000.00		do
	70 pcs. Lead Gasket	70 pcs.	Mar-12	5,250.00		do
	U1MIG Electro Mechanical	1 lot	Apr-12	1,405,202.00		do
	Flowmeter	2 units	Jun-12	186,570.00		do
	Telemecanic, Magnetic Contractor	2 units	Jun-12	55,702.00		do
	Transformer	5 units	Jun-12	177,000.00		do
	Booster pump Goulds USA	1 unit	Jun-12	63,075.00		do
	Transformer-Masoso	3 units	Jul-12	492,371.00		do
	Gas Chlorinator	1 unit	Aug-12	131,040.00		do
	Labor and programming fee and Engineering Services		Nov-12	39,120.00		do
	Centrifugal Pump, Goulds USA	1 unit	Nov-12	98,000.00		do
	Installation of submersible pump	1 lot	Dec-12	1,787,370.90		do
	GE KV 2 c Bi-Directional Electronic KWH	1 pc.	Dec-12	18,900.00		do
	Centrifugal pump model 3656	1 unit	Dec-12	98,000.00		do
	Diesel Generator Set, 75 KVA	1 unit	Jan-13	360,000.00		do
	Goulds Pump 1.5 HP	2 units	Feb-13	34,500.00		do
	Electric Wiring at 25 KVA genset		Jun-13	26,150.00		do
	Submersible (franklin) 20 mtrs. Cable		Jul-13	129,200.00		do
	Submersible (Groundloe)	1 set	Jul-13	259,500.00		do
	AVR 165-IIT, 440V, ANLY	1 pc.	Aug-13	4,500.00		do

Acct Code	Description	Unit's Pieces	Date Acquired	Acquisition Cost	LOCATION	REMARKS
226	Control Transformer 300VA Yokoyama	2 pos.	Aug. 13	6,700.00		Performing
cont.	Flowmeter with BNG and SRF 150mm	1 unit	Oct. 13	66,640.00		do
	Submersible Pump Set	1 unit	Oct. 13	289,720.00		do
	Booster Pump 1.5 Goulds J155	1 unit	Nov. 13	37,480.00		do
	Generator Set	1 unit	Dec.13	32,720.80		do
	Battery 6SM Motolite Trackmaster	1 unit	Dec.13	6,327.00		do
	Booster Pump 1.5 Goulds J155	1 unit	Dec.13	18,740.00		do
	Gas Chlorinator	1 unit	May.14	131,040.00		do
	Metering pump	1 unit	May.14	44,912.00		do
	1.5 hp. Goulds pump J155 2 sers at 19,100.00	2 units	Jun.14	38,200.00		do
	Gas Chlorinator	1 unit	Aug.14	131,040.00		do
	Surplus engine	1 unit	Aug.14	250,000.00		do
	Submersible (franklin) 20 mtrs. Cable	1 unit	Aug.14	176,090.00		do
	Generator Set	1 unit	Sept.14	755,000.00		do
	Labor repair of Generator		Sept.14	108,705.88		do
	Submersible motor maseuco ps.	1 unit	Dec.14	176,090.00		do
	Gas Chlorinator		Dec.14	131,040.00		do
	Repair of injection pump		Dec.14	23,590.00		do
	Electrical panel	1 unit	Dec.14	38,541.00		do
	Electric meter	1 unit	Dec.14	48,000.00		do
	50% downpayment Labor for rewinding Cerillo elec	1 unit	Jan.15	50,000.00		do
	Submersible pump	1 unit	Mar.15	299,500.00		do
	Submersible pump	1 unit	Mar.15	58,000.00		do
	Gas Chlorinator	1 unit	Apr.15	131,040.00		do
	Centrifugal Pump Goulds Model 38F112HD	1 unit	May.15	78,857.00		do
	Flow induce Sleeve (SHROUD)8"	1 unit	May.15	37,500.00		do
	Submersible pumps	1 unit	May.15	53,690.00		do
	Submersible pumps	1 unit	June.15	35,720.00		do
	Generator Set	1 unit	June.15	610,000.00		do
	Labor and programming fee and Engineering Services		July.15	100,000.00		do
	Gas Chlorinator	1 unit	Aug.15	131,040.00		do
	Granular metering pump	1 unit	Oct.15	27,000.00		do
	Flow Inducer Sleeve type	1 unit	Oct.15	37,500.00		do
	Installation of submersible pump	1 lot	Oct.15	9,000.00		do
	Isuzu Engine Model 6DB1, 165 HP 6cyl.Surplus	1 unit	Nov.15	215,000.00		do
	Gas Chlorinator	1 unit	Dec.15	131,040.00		do
	Groundtos Metering pump	1 unit	Dec.15	27,000.00		do
	Booster pump	1 unit	Dec.15	169,519.98		do
	Centrifugal	1 unit	Dec.15	275,000.00		do
	Granules metering pump	1 unit	Feb.16	27,000.00		do
	Submersible pump	1 unit	June.16	80,625.00		do
	Electric Motor	1 unit	Jul.16	6,221.00		do
	Submersible motor	1 unit	Jul.16	176,090.00		do
	Water pump assembly	1 unit	Aug.16	28,000.00		do
	Booster pump	1 unit	Aug.16	38,000.00		do
	Submersible pump	1 unit	Sept.16	80,625.00		do
	Submersible pump	1 unit	Nov.16	125,687.50		do
	pump	1 unit	Nov.16	37,119.64		do
	Flowmeter	1 unit	Dec.16	108,315.30		do
	pump motor	1 unit	Dec.16	85,000.00		do
	Metering Pump	1 unit	Dec.16	45,000.00		do
	Turbidity Meter	1 unit	Dec.16	240,000.00		do
	Diamond Concrete Cutter	1 unit	Dec.16	114,412.37		do
	<b>Sub-total</b>			<b>15,328,190.87</b>		
	<b>Total of Acct. 226</b>			<b>32,768,415.55</b>		

Acct Code	Description	Unit/s Pieces	Date Acquired	Acquisition Cost	LOCATION	REMARKS
229	<b>Communication Equipment</b>					
	Telephone set Bahay Kubo	1 unit	Apr-07			
	Speaker phone Admin	1 unit	Oct-09			
	Speaker phone Admin	1 unit	Dec-08			
	Telephone set Pumping station	1 unit	Aug-08			
	Cellphone Nokia (229-71-2010 to 229-78-2010)	12 unit	Aug-10	119,652.80	Atty Tayeg/Atty. Berina	Performing
	Telephone GM's Office	1 unit	Mar-11	3,000.00	Office	Performing
	Cellphone Nokia C-3 model(229-32-2011 to 229-34-2011)	3 unit	Aug-11	16,504.20	N.Begamasbad,M.Quite	Performing
	Cellphone Nokia C-3 model (229-80-2011)	1 unit	Oct-11	4,889.29	Arch. Soronio Magistrate	Performing
	Cellphone Samsung Galaxy(229-37-2014 to229-46-2014)	22 units	Mar-14	243,110.00	Board of Directors/Employees	Performing
	<b>Total of 229</b>			<b>387,156.29</b>		
231	<b>Firefighting Equipment &amp; Accessories:</b>					
	Fire extinguishers, dry chemicals (20 lbs)	1 unit	Jun-02			
	Fire extinguishers-10 lbs.	1 unit	Jun-02			
	"Guardland"Fire Extinguisher,New Dry Chemical 10 lbs.Capacity SN#218329-34	5 units	Dec-05			
	Dry Chemical Fire Extinguisher, 10 lbs	3 units	Dec-05			
	Fire Extinguisher	2 units	Mar-11	11,000.00	Administrative Building	Performing
	Fire Extinguisher HCFC 123 lbs.	2 units	Mar-12	9,000.00	Parina,Macusa,Guild PS	Performing
	Fire Extinguisher	11 units	Mar-14	5,500.00	La Trinidad,Sto.Domingo	Performing
	Fire Extinguisher	10 units	May-16	9,000.00	La Trinidad,Sto.Domingo	Performing
	<b>Total of 231</b>			<b>34,500.00</b>		
241	<b>Motor Vehicle</b>					
	Yamaha RXZ black w/ side car(#4554) (373-140-1996)	1 unit	1991	74,188.00	Dante B. Ersolada	Performing
	Yamaha RXZ black w/ side car (#5725)(241-24-2013)	1 unit	1991	72,140.50	Delfin Atoli	Performing
	Yamaha RXZ black w/ side car (#5725)(241-81-2011)	1 unit	Sept.88	74,833.81	Claro R. Camila	Performing
	Hi-Lux Isuzu Pick-up (SCN 397)(241-08-2008)	1 unit	Sept.88	71,028.85	Engr. Joseph Ulysses Fucio	Performing
	Toyota Hi-acs (van) (373-320A-2000)	1 unit	Nov.00	770,000.00	Lina D. Lucena	Performing
	Honda Motorcycle c- 100p(241-40-2012)	1 unit	Nov.01	48,900.00	Randy Cuebillas	Performing
	Honda Motorcycle c- 100p(373-067-04)	1 unit	Mar-07	48,900.00	Perpetou Jay N. Esplena	Performing
	Honda motorcycle c- 100p(241-76-2013)	1 unit	Nov-00	46,900.00	Engr. Christopher Larcaon	Performing
	Hi-Lux 4x4 Toyota with canopy(241-49-2011)	1 unit	Nov-01	2,437,210.72	Lina D. Lucena	Performing
	Yamaha with stroke motorcycle with side car (248-06-2013)	1 unit	Mar-02	82,500.00	Edwin S. Cruzata	Performing
	Honda Motorcycle and 125(378-05-04)	1 unit	Mar-02	48,600.00	Engr. Joseph Ulysses Fucio	Performing
	Honda Motorcycle and 125(241-08-2014)	1 unit	Dec-03	48,000.00	Anacilo N. Ronda	Performing
	Isuzu Passenger Van (IPV) 2004 series(241-49-2011)	1 unit	Jan. 04	635,486.00	Engr. Jonel R. Fenis	Performing
	Honda motorcycle AND125-Comm. (248-05-2013)	1 unit	Jan. 04	39,800.00	Jacinto Beatriz	Performing
	Honda motorcycle AND125-Comm.(248-03-2013)	1 unit	Jan. 04	39,800.00	Adwin Bagamasbad	Performing
	Honda motorcycle AND125-Comm.(241-04-2013)	1 unit	Sept. 04	39,800.00	Hiram Tibi	Performing
	Honda Motorcycle TMX 125(241-07-2013)	1 unit	Feb-09	70,100.00	Jose Recio	Performing
	Motor Vehicle Technical(241-25-2011)	1 unit	Apr.11	71,163.16	Benito Alanis	Performing
	Motor Vehicle Technical(241-71-2013)	1 unit	Jun.12	71,163.14	Domy P. Concepcion	Performing
	Motor Vehicle Commercial(241-01-2013)	1 unit	Jul-12	53,363.00	Lawrence S. Rombeon	Performing
	Motor Vehicle Commercial(241-02-2013)	1 unit	Jul-12	54,693.00	Eunil De Ville	Performing
	Motor Vehicle Commercial(241-70-2013)	1 unit	Jan. 13	54,963.00	Engr. Jonel R. Fenis	Performing
	Motor Vehicle Technical - Honda Supremo(241-24-2013)	1 unit	Jun. 13	103,740.00	Dante B. Ersolada	Performing
	Motor Vehicle Technical - Honda Wave(241-12-2013)	1 unit	Jun. 13	53,700.00	Engr.Paulino L. Lagazon	Performing
	Motor Vehicle Commercial - Honda Wave	1 unit	Jul. 14	47,820.00	Lawronae S. Rombeon	Performing
	labor and materials for SEH 663	1 lot	Apr.14	139,078.72	Lina D. Lucena	Performing
	Flexitruct - Isuzu(241-85-2014)	1 unit	Sept.14	1,302,000.00	Jose L. Ballester	Performing
	plywood for for flexitruct	3 pcs.	Oct.14	4,123.50	Jose L. Ballester	Performing
	Sliding glass for flexitruct	1 lot	Nov.14	6,675.00	Jose L. Ballester	Performing
	<b>Motor Vehicle-Commercial</b>	<b>1 unit</b>	<b>Jan.16</b>	<b>48,900.00</b>		<b>Performing</b>
	<b>Motor Vehicle-Technical</b>	<b>1 unit</b>	<b>Jan.16</b>	<b>71,900.00</b>		<b>Performing</b>
	<b>Trimobile side car - Technical</b>	<b>1 unit</b>	<b>Feb.16</b>	<b>35,000.00</b>		<b>Performing</b>
	<b>Motorcycle XRM</b>	<b>1 unit</b>	<b>Apr.16</b>	<b>70,000.00</b>		<b>Performing</b>
	<b>Motorcycle Honda</b>	<b>1 unit</b>	<b>Jun.16</b>	<b>48,800.00</b>		<b>Performing</b>
	<b>Total or 241</b>			<b>6,886,571.40</b>		

Acct Code	Description	Unit/s Places	Date Acquired	Acquisition Cost	LOCATION	REMARKS
245	<b>Other Transportation Equipment:</b>					
	Mountain Bike - Commercial	2 units	Dec. 05	17,600.00		Performing
	<b>Total of 245</b>			<b>17,600.00</b>		
250	<b>Other Property, Plant &amp; Equipment:</b>					
	Socket Wrench	1 set	Nov-99	3,600.00		Performing
	Visa Grip 12"	1 pc.	Nov-99			
	Electric Drill (Hi-Impack)	1 unit	Nov-99	3,800.00		Performing
	Ball Hammer 1.5	1 pc.	Nov-99			
	Ball Hammer 1.5	1 pc.	Nov-99			
	Rigid PipeWrench 36"	1 pc.	Apr-00	4,440.00		Performing
	Rigid PipeWrench 24"	1 pc.	Apr-00	2,120.00		Performing
	Rigid PipeWrench 18"	2 pcs.	Apr-00	2,730.00		Performing
	Rigid PipeWrench 14"	2 pcs.	Apr-00	1,900.00		Performing
	Chain tong, U.S. Rigid	1 pc.	Apr-01	19,220.00		Performing
	Bench Visa U.S. 411	1 pc.	Apr-01	6,350.00		Performing
	Hand Grinder Bench	1 pc.	Apr-01	2,499.00		Performing
	Torque Wrench U.S. 3/4	1 pc.	Apr-01	9,960.00		Performing
	Multi purpose ladder: CBL-20813 (20") 6 joints 20 steps	1 pc.	Apr-01	5,025.00		Performing
	Sharp Ring Filer	1 pc.	Apr-02			
	Ridgid Pipe Wrench 14"	2 pcs.	Apr-02	2,280.00		Performing
	Ridgid Pipe Wrench 12"	2 pcs.	Apr-02	2,040.00		Performing
	Visa Grip 8"	2 pcs.	Apr-02			
	Adjustable Wrench 8"	2 pcs.	Apr-02	1,110.00		Performing
	Concrete Cutter	1 unit	Oct-02	32,000.00		Performing
	Rigid PipeWrench 12"	6 pcs.	Jan-03	6,240.00		Performing
	Rigid PipeWrench 14"	6 pcs.	Jan-03	6,900.00		Performing
	Jackhammer w/ accessories repair 07	1 unit	Feb-03	179,521.20		Performing
	Acetylene welding & cutting outfit	1 set	Mar-03	8,600.00		Performing
	Rigid Pipe wrench 12"	2 pcs.	Dec-03	2,040.00		Performing
	Rigid Pipe wrench 14"	2 pcs.	Dec-03	2,280.00		Performing
	Rigid Pipe Threader 1/2"	1 pc.	Dec-03	2,550.00		Performing
	Rigid Pipe Threader 3/4"	1 pc.	Dec-03	2,550.00		Performing
	Rigid Ratchet Handle	1 pc.	Dec-03	2,460.00		Performing
	Rigid Bench yokeViseY8-2 # 21	1 pc.	Dec-03	5,330.00		Performing
	Ridgid Pipe Threader w/ Handle 1/2"	1 set	Jan 04	5,010.00		Performing
	Ridgid Pipe Threader w/ Handle 3/4"	1 set	Jan. 04	5,010.00		Performing
	Ridgid Pipe Wrench 12"	1 pc.	Jan 04	1,020.00		Performing
	Ridgid Ball Hammer Pipe Wrench 14"	1 pc.	Jan. 04	1,140.00		Performing
	Ridgid Chain Tong 1 1/2 8"	1 unit	Apr. 04	21,350.00		Performing
	Bench Yoke Vice	1 unit	Sept. 04	5,350.00		Performing
	Drill Press	1 unit	Sept. 04	7,800.00		Performing
	Hand Tap, 3/4"	1 pc.	Sept. 04	530.00		Performing
	Cross Vice 5"	1 unit	Sept. 04	2,600.00		Performing
	Yale Chain Block 3 tons	1 unit	Oct. 04	16,536.00		Performing
	Hydraulic Jack, 2 tons	1 unit	Oct. 04	800.00		Performing
	Ridgid Pipe Threader w/ Handle 1/2"	1 unit	Dec. 04	6,725.00		Performing
	Ridgid Pipe Wrench 12"	2 units	Dec. 04	2,700.00		Performing
	Ridgid Pipe Wrench 14"	2 units	Dec. 04	3,050.00		Performing
	Pipe Threader with Handle 1/2"	1 unit	Jan 05	6,725.00		Performing
	Pipe Threader with Handle 1/2"	1 unit	Jun 05	6,725.00		Performing
	Pipe Wrench 12"	1 unit	Jun. 05	1,350.00		Performing
	Pipe Wrench 14"	1 unit	Jun. 05	1,525.00		Performing
	Pipe Threader Teeth 1/2"	1 unit	Jun. 05	4,600.00		Performing
	Barricade (Materials & fabrication)	3 units	Dec. 05	4,245.00		Performing
	Galv. Steel Ladder - Sto. Domingo Reservoir	7 ft	May 05	18,243.62		Performing
	Multi Tester analog YX360TRF	1 pc.	Jan-06	1,050.00		Performing
	Digital Clamp meter DCM 60L	1 pc.	Jan-06	4,500.00		Performing

Acct Code	Description	Unit/s Pieces	Date Acquired	Acquisition Cost	LOCATION	REMARKS
Cont.	Allen Wrench	1 set	Jan-06	388.00		Performing
250	Allen Wrench but 1/16 to 3/8"	1 set	Jan-06	388.00		Performing
	Pipe Threader 1/2" with handle	1 set	Jan-06	7,947.50		Performing
	Pipe Threader dies 1/2"@2,722.50	4 sets	Jan-06	10,890.00		Performing
	Pipe Wrench 12" Rigid 1,595.00	3 pcs.	Jan-06	4,785.00		Performing
	Pipe Wrench 12" Rigid 1,815.00	3 pcs.	Jan-06	5,445.00		Performing
	Hand Tachometer Tecklock	1 pc.	Jan-06	9,500.00		Performing
	Combination Wrench 19m Alog Japan 297.00	3 pcs.	Jan-06	891.00		Performing
	Combination Wrench 17mm@256.00	3 pcs.	Jan-06	768.00		Performing
	Combination Wrench 22mm@412.00	3 pcs.	Jan-06	1,236.00		Performing
	Combination Wrench 10mm@140.00	3 pcs.	Jan-06	420.00		Performing
	Combination Wrench 15mm@217.00	3 pcs.	Jan-06	651.00		Performing
	Bench yoke vise 1/8 to 2"@8,100.00	3 pcs.	Jan-06	24,300.00		Performing
	Tool Box	1 pc	Jan-07	780.00		Performing
	Test Residual kit	1 pc	Jun-07	3,024.00		Performing
	Fabrication of Barracade	12 pcs	Aug-07	7,047.50		Performing
	Concrete Cutler Blade 14	1 pc	Aug-07	5,000.00		Performing
	Pipe Wrench	1 pc	May-08	3,550.00		Performing
	Rigid Pipe Wrench 12"	2 pcs.	Mar-09	3,300.00		Performing
	Rigid Pipe Wrench 12"	2 pcs.	Mar-09	3,800.00		Performing
	Open Wrench 18" x 19"	1 pc	Mar-09	330.00		Performing
	Open Wrench 20" x 22"	1 pc	Mar-09	400.00		Performing
	Open Wrench 22" x 27"	1 pc	Mar-09	545.00		Performing
	Open Wrench 14" x 15"	1 pc	Mar-09	230.00		Performing
	Open Wrench 16" x 17"	1 pc	Mar-09	260.00		Performing
	Open Wrench 25" x 28"	1 pc	Mar-09	435.00		Performing
	Rigid Pipe Wrench 14"	2 pcs.	Mar-09	3,800.00		Performing
	Rigid Pipe Wrench 12"	2 pcs.	Mar-09	3,300.00		Performing
	Bosch Electric Planer	1 set	May-09	5,750.00		Performing
	Chlorine Residual Kit @ 1,323.00	4 pcs.	Feb-10	4,929.00		Performing
	Pipe Threader 1/2"	1 set	Feb-10	9,165.00		Performing
	Pipe Wrench 12"@ 1,815.00	2 sets	Feb-10	3,630.00		Performing
	Pipe Wrench 14"@ 2,090.00	2 sets	Feb-10	4,180.00		Performing
	Pipe Threader, 1/2@ 1,815.00	3 sets	Aug-10	25,050.00		Performing
	Pipe Threader, 12" rigid@ 1,650.00	3 pcs.	Aug-10	4,950.00		Performing
	Pipe Threader, 14" rigid@ 1,900.00	3 pcs.	Aug-10	5,700.00		Performing
	Pipe Threader Die, 1/2 Cap Rigid	1 set	Dec-10	2,750.00		Performing
	Concrete Cutter Blade 14, Diamond	1 pc.	Jul-12	6,500.00		Performing
	Yoke Vise, 1 to 2"	2 sets	Aug-11	1,800.00		Performing
	Vise Grip [Eclipse] 10R	1 pc.	Aug-11	295.00		Performing
	Pipe Wrench 12"	1 pc.	Aug-11	370.00		Performing
	Pipe wrench 14"	1 pc.	Aug-11	495.00		Performing
	Pipe Wrench 12 and 14	4 pcs.	Jan-12	7,100.00		Performing
	Pipe Thread Die 1/2 Rigid@5,500	2 units	Mar-12	16,500.00		Performing
	Concrete Cutter Blade 18"	1 unit	Jun-12	9,800.00		Performing
	Grass Cutter Break cutter Homia	1 unit	Jul-12	16,000.00		Performing
	Threader Eltoro pipe threader	1 unit	Jul-12	4,900.00		Performing
	Leak Detection Equipment	1 unit	Nov-12	155,625.00		Performing
	JEV 13-04-544, ICWD Mascott	1 unit	Apr-13	25,000.00		Performing
	Pipe Wrench 12" @ 2,310.00	3 pcs.	Aug-13	6,930.00		Performing
	Pipe Wrench 14" @ 2,660.00	3 pcs.	Aug-13	7,980.00		Performing
	Gas Mask Full Face	3 units	Nov-13	40,320.00		Performing
	Crocodile Jack	1 unit	Dec-13	8,500.00		Performing
	Tools	22 pcs.	Jul-14	76,582.40		Performing
	Pipe wrench and warning sign	4 pcs.	Oct-14	14,940.00		Performing
	High pressure washer	1 unit	Oct-14	6,850.00		Performing
	Multi Tester - sanwa	1 unit	Oct-14	1,300.00		Performing

Acct Code	Description	Unit/s Pieces	Date Acquired	Acquisition Cost	LOCATION	REMARKS
Cont.	Tools		Mar. 15	73,290.00		Performing
250	Tools	4 pcs.	May. 15	9,940.00		Performing
	Chain saw	1 unit	June. 15	14,500.00		Performing
	tools	11 units	June. 15	56,790.00		Performing
	Leak Detection Equipment	1 unit	June. 15	330,000.00		Performing
	Tools		Aug. 15	74,270.00		Performing
	Dies	1 pc	Oct. 2015	3,850.00		Performing
	Aluminum Ladder, Rover-Commercial	1 unit	Nov. 2015	2,050.00		Performing
	Vacuum Cleaner	1 unit	Feb. 16	20,640.00		Performing
	Back wrench 6 -32 mm	1 unit	Feb. 16	4,875.00		Performing
	Socket Wrench m- 10	1 unit	Feb. 16	6,000.00		Performing
	Tool box metal	1 unit	Feb. 16	1,220.00		Performing
	Hand tachometer type H rpm.	1 unit	Jul. 16			Performing
	Various tools	15 pcs.	Jul. 16			Performing
	repair of induction motor	1 unit	Jul. 16	42,400.00		Performing
	Handtachometer and various tools		Jul. 16	43,119.28		Performing
	concrete breaker	1 unit	Aug. 16	139,190.71		Performing
	tools 30,965.00 + 15,530.00		Sept. 16	46,395.00		Performing
	Various tools		Oct. 16	139,370.00		Performing
	Multi tester and drill bit		Oct. 16	7,400.00		Performing
	tools		Dec. 16	9,470.00		Performing
	Total OF 250			2,051,411.21		
	<b>GRAND TOTALS</b>			<b>163,531,706.35</b>		

SUMMARY OF PROPERTY PLANT AND EQUIPMENT

31-Dec-16

	PER SCHEDULE	PER BOOK	Over/Under
201 Land and Land Rights	3,078,715.41	3,078,715.41	-
202 Land Improvements	88,175.95	88,175.95	-
208 Irrigation Water System	99,608,005.09	100,429,608.84	(821,603.75)
211 Building	4,044,318.04	4,044,318.04	-
215 Other Structure	7,149,613.00	7,149,613.09	-
221 Office Equipment	842,142.85	883,525.85	(41,383.00)
222 Furniture and Fixture	2,703,771.81	2,727,361.81	(23,590.00)
223 IT Equipment and Software	3,871,209.66	3,818,826.66	52,383.00
226 Machinery	32,768,415.55	31,996,713.55	771,702.00
229 Communication Equipment	387,156.29	387,155.29	1.00
231 Firefighting Equipment and Accessories	34,500.00	34,500.00	-
241 Motor Vehicle	6,886,671.40	6,886,671.40	-
245 Other Transportation Equipment	17,600.00	17,600.00	-
250 Other Property Plant and Equipment	2,051,411.21	2,051,411.21	-
	<b>163,531,706.35</b>	<b>163,594,397.10</b>	<b>(62,690.75)</b>

Prepared by:

  
**LINA D. LUCENA**  
Accounting Processor A

Annex M

**REPORT ON THE PHYSICAL COUNT OF PROPERTY PLANT & EQUIPMENT**  
**MACHINERIES ACCT NO. 226**

As of December 31, 2016

For which LINA D. LUCENA, Property Custodian Designate of Iriga City Water District. Is accountable, having assumed such accountability on May 1999.

Article	Date Acquired	DESCRIPTION	PROPERTY NUMBER	UNIT OF MEASURE	UNIT VALUE	BALANCE PER CARD (QTY)	ON HAND PER COUNT (QTY)	SHORTAGE OVERAGE (QTY)	REMARKS
332		<b>POWER PRODUCTION EQUIPMENT</b>							
	Mar. 03	Generator set 75KVA		1 unit	405,000.00	1	1		Performing
	Aug. 04	Transformer - Butawan		1 unit	58,500.00	1	1		Performing
	Aug. 04	Cut-out		1 set	7,800.00	1	1		Performing
	Aug. 04	Copper Wire # 2 - Service drop		80 m	7,600.00	80	80		Performing
	Sept. 04	GE KV2C Bi-directional Electronic KWHR		1 unit	33,500.00	1	1		Performing
	Sept. 04	GE Current Transformer		2 units	12,400.00	2	2		Performing
	Oct. 04	GE KV2C Bi-directional Electronic KWHR		1 unit	35,800.00	1	1		Performing
	Dec. 04	Labor & Mat.-Line Conversion to 3 phase		3 phase	188,245.00	3	3		Performing
	Jun. 05	110 m 100mm Copper Stranded Wire Butawan (18,436 - 3,650) P14,776.00		110 M	18,077.00	110	110		Performing
	Jun-09	Current Transformer, CT200 : 5		2 units	5,600.00	2	2		Performing
ADB		<b>Power Distribution &amp; Lighting - Equipment</b>							
	May 05	<b>Labor &amp; Materials</b>							
		KVA Transformer-La Trinidad, 15KVA		1 lot	1,968,978.80	1	1		Performing
	ICWD	Transf. Losses & Ret. Cost P11,186.64							
	ICWD	Materials 34,111.00							
ADB		<b>La Trinidad Booster P 1,923,681.16</b>							
		KVA Transformer-Inorogan, SD, 25 KVA		1 lot	474,916.53	1	1		Performing
	ICWD	Transf. Losses & Ret. Cost P16,458.48							
	ICWD	Materials 7,116.20							
ADB		Sto. Domingo Booster PS 451,341.85							
ADB		Masoso Booster PS # 2		1 lot	1,063,629.84	1	1		Performing
		Gullid Deepwell PS		1 lot	4,981,519.13	1	1		Performing
		Gullid Booster PS		1 lot	28,741.46	1	1		Performing
		Parina Booster PS		1 lot	473,166.09	1	1		Performing
		Sto Nifio Reservoir		1 lot	72,535.36	1	1		Performing

Article	Date Acquired	DESCRIPTION	PROPERTY NUMBER	UNIT OF MEASURE	UNIT VALUE	BALANCE PER CARD (QTY)	ON HAND PER COUNT (QTY)	SHORTAGE OVERAGE (QTY)	REMARKS
323		<b>PUMPING EQUIPMENT</b>							
	Apr. 99	Surplus 6BB1 engine		1 unit	46,350.00	1	1		Performing
	May-99	Submersible pump		1 unit	28,000.00	1	1		Performing
	May-00	Diesel pump		1 unit	7,490.00	1	1		Performing
	May-00	Submersible pump 1.5HP		1 unit	34,500.00	1	1		Performing
	Aug. 00	6BB1 Engine surplus		1 unit	60,000.00	1	1		Performing
	Sept. 01	Arad Flowmeter #8 - Masuso PS & Parts		1 unit	132,635.20	1	1		Performing
	Oct. 01	Hand Tachometer		1 unit	8,250.00	1	1		Performing
	Oct. 01	Booster pump 1.5HP		1 unit	17,000.00	1	1		Performing
	Dec. 01	Repair- Electric motor 40HP, Butawan PS		1 unit	37,000.00	1	1		Performing
	Dec. 01	Right gear angle drive		1 unit	95,000.00	1	1		Performing
	Jan. 02	Spare parts turbine pump		1 unit	23,329.00	1	1		Performing
	July 02	Engine GX34011HP(Honda)		1 unit	21,250.00	1	1		Performing
	Feb. 03	Cooling tower-Masosu PS		1 unit	28,203.50	1	1		Performing
	Mar. 03	Booster pump		1 unit	14,500.00	1	1		Performing
	Dec.03	Cooling tower		1 unit	28,133.00	1	1		Performing
	May 04	IWAKE Electromagnetic metering pump		1 unit	27,675.00	1	1		Performing
	Aug. 04	Myer's Booster Pump 2HP		2 units	84,072.00	2	2		Performing
	Sept. 04	Tachometer		1 unit	9,500.00	1	1		Performing
	Jan. 05	Vertical Hollow Shaft Electric Motor		1 unit	198,925.00	1	1		Performing
	Jan. 05	IHCM200 Myer's 2 HP 2-stage Jet Pump with: 1 pkg Shallow Well Ejector for HCM150 & 1 pc Pressure Guage-BPS		1 unit	45,539.00	1	1		Performing
323		<b>PUMPING EQUIPMENT</b>							
	Jan. 05	Alternator 24V w/o exhauster		2 units	9,000.00	2	2		Performing
	Jan. 05	Goulds 1.5HP Booster Pump Motor		2 units	16,400.00	2	2		Performing
	Jun. 05	IHCM200 Myer's 2 HP 2-stage Jet Pump with: 1 pkg Shallow Well Ejector for HCM150 & 1 pc Pressure Guage-BPS		1 unit	45,539.00	1	1		Performing
250	Feb.05	Water Pump Honda Engine 5 HP		1 unit	12,620.00	1	1		Performing
215	May-09	Booster Pump - Sta. Teresita		1 unit	9,807.50	1	1		Performing



Article	Date Acquired	DESCRIPTION	PROPERTY NUMBER	UNIT OF MEASURE	UNIT VALUE	BALANCE PER CARD (QTY)	ON HAND PER COUNT (QTY)	SHORTAGE OVERAGE (QTY)	REMARKS
ADB	<b>Pumps &amp; Instrumentation</b>								
	May 05	Centrifugal Pump - Masoso PS		1 unit	1,261,106.15	1	1		Performing
		Submersible Pump - Guild Deepwell PS		2 units	4,058,974.62	2	2		Performing
		Guild PS Stainless Steel Shroud		2 units	149,437.20	2	2		Performing
		Centrifugal Pump - Parina PS		2 units	971,369.62	2	2		Performing
	Centrifugal Pump - Sto. Domingo PS		1 unit	144,609.46	1	1		Performing	
332	<b>WATER TREATMENT EQUIPMENT</b>								
	Mar. 01	Motor Metering Pump Chlorinator		1 unit	32,000.00	1	1		Performing
	Mar. 02	IWAKE ElectroMagnetic metering pump		1 unit	22,300.00	1	1		Performing
	Apr. 02	Right Angle Drive		1 unit	7,500.00	1	1		Performing
	Feb. 03	IWAKE ElectroMagnetic metering pump		1 unit	22,300.00	1	1		Performing
	Mar. 03	Advance Gas Chlorinator							
	Oct. 05	Gas Chlorinator							
	May-06	Gas Chlorinator,Masosu ,378-065-06							
	Jun-05	Engine 10 HP		1 unit	15,000.00	1	1		Performing
	Jun-06	Alternator		1 unit	6,000.00	1	1		Performing
	Jan-07	Alternator, 24 V/Butawan PS 6BB1 engine		1 unit	3,100.00	1	1		Performing
	Jan-07	Gas Chlorinator,masosu 226-05-07		1 unit	131,040.00	1	1		Performing
	Aug-07	Diaphram use for chlorinator		4 pcs.	43,912.00	4	4		Performing
	Jan-08	Gas Chlorinator,masosu 226-32-08 repair		1 unit	131,040.00	1	1		Performing
	Feb-08	Milbank Meter socket		1 unit	18,000.00	1	1		Performing
	Feb-08	Booster pump 2HP .08 206		1 unit	7,500.00	1	1		Performing
	Feb-08	Milbank Meter socket		1 unit	18,000.00	1	1		Performing
	Feb-08	Booster pump 2HP .08 206		1 unit	7,500.00	1	1		Performing
	Feb-08	Booster pump 2HP .08 206		1 unit	40,000.00	1	1		Performing
	Feb-08	Pressure Gauge 4" x 400 psi		1 unit	650.00	1	1		Performing
	Jun-08	Safety Swicth,200 amps.doble throw		1 unit	19,700.00	1	1		Performing
		18,200 3 pcs. Fuse 200 ambz. 500 Adjnt							
	May-09	Submersible Pump 1.5 HP		1 unit	32,500.00	1	1		Performing
	May-09	Booster Pump 1.5 HP		1 unit	16,000.00	1	1		Performing
	May-09	Shaft Seal 1.5		2 sets	1,900.00	2	2		Performing
	May-09	Lithium Battery		1 unit	19,000.00	1	1		Performing

Article	Date Acquired	DESCRIPTION	PROPERTY NUMBER	UNIT OF MEASURE	UNIT VALUE	BALANCE PER CARD (QTY)	ON HAND PER COUNT (QTY)	SHORTAGE OVERAGE (QTY)	REMARKS
	Aug-09	GE KV 2C Bi-directional Electronics meter		1 unit	13,000.00	1	1		Performing
	Oct-09	Goulds (USA) shallow well pump 1.5HP		2 units	29,600.00	2	2		Performing
	Feb.10	Metering Pump Model P025-35817		2 units	30,240.00	2	2		Performing
	Apr.10	Centrifugal Pump model mDORA 45 size3x3		1 unit	197,000.00	1	1		Performing
	May-10	Booster Pump 1.5 HP		1 unit	14,890.00	1	1		Performing
	May-10	Gas Chlorinator		1 unit	131,040.00	1	1		Performing
	Oct.10	Gas Chlorinator		1 unit	131,040.00	1	1		Performing
	Dec.-10	Goulds (USA) shallow well pump 1.5HP		1 unit	18,500.00	1	1		Performing
	Dec.-10	Current Transformer		1 unit	19,100.00	1	1		Performing
	Jan.-11	Gas Chlorinator		1 unit	131,040.00	1	1		Performing
	Feb.11	Current Transformer		2 units	18,800.00	2	2		Performing
	Feb.11	Goulds Pump 1.5 hp		1 unit	20,250.00	1	1		Performing
	Apr.11	5" o B.I. Pipe x 3m treaded both ends		1 pc.	18,000.00	1	1		Performing
	Apr.11	IF 2/36 submersible Cable 2450		4 mtrs.	9,800.00	4	4		Performing
	Jun.11	Handtachometer RPM techlock		1 unit	15,000.00	1	1		Performing
	Jun.11	Magnetic Contractor, TCI-D32-10		4 mtrs.	10,800.00	4	4		Performing
	Aug.11	Techlock Hand Tachometer		1 unit	15,000.00	1	1		Performing
	Aug.11	Induction Motor 40 Hp 220/440		1 unit	103,688.00	1	1		Performing
	Oct.11	Centrifugal Pump, model B0-20		1 unit	396,913.00	1	1		Performing
	Oct.11	Materials for installation of 50hp pump set		1 unit	4,621.50	1	1		Performing
	Nov.11	Submersible Pump, AC -303		1 unit	25,800.00	1	1		Performing
	Dec.11	36 meters THHN wire and 3 pcs. Terminal ways			42,270.00				Performing
	Jan.-12	15 kva, cut-out AB		1 unit	5,750.00	1	1		Performing
	Jan.-12	KV2 Form 48A, G.E., C120		1 unit	25,500.00	1	1		Performing
	Jan.-12	75 kva distribution transformer		1 unit	145,000.00	1	1		Performing
	Jan.-12	15 kva, distribution transformer		1 unit	71,750.00	1	1		Performing
	Jan.-12	3" x 90 PVC Elbow		1 unit	1,326.00	1	1		Performing
	Jan.-12	Electric Generator Set 220 kva		1 unit	1,200,000.00	1	1		Performing
	Feb.12	Distribution Transformer 25 kva		3 unit	315,000.00	3	3		Performing
	Mar.12	70 pcs. Lead Gasket		70 pcs.	5,250.00	70	70		Performing
	Apr.12	U1MIG Electro Mechanical		1 lot	1,405,202.00	1	1		Performing

Article	Date Acquired	DESCRIPTION	PROPERTY NUMBER	UNIT OF MEASURE	LIMIT VALUE	BALANCE PER CARD (QTY)	ON HAND PER COUNT (QTY)	SHORTAGE OVERAGE (QTY)	REMARKS
	Jun.12	Flowmeter		2 units	136,570.00	2	2		Performing
	Jun.12	Telemechanic,Magnetic Contractor		2 units	55,702.00	2	2		Performing
	Jun.12	Transformer		5 units	177,000.00	5	5		Performing
	Jun.12	Booster pump Goulds USA		1 unit	63,075.00	1	1		Performing
	Jul.12	Transformer-Masosu		3 units	492,371.00	3	3		Performing
	Aug.12	Gas Chlorinator		1 unit	131,040.00	1	1		Performing
	Nov.12	Labor and programming fee and Engineering Services		1 lot	39,120.00	1	1		Performing
	Nov.12	Centrifugal Pump,Goulds USA		1 unit	98,000.00	1	1		Performing
	Dec.12	Installation of submersible pump		1 lot	1,767,370.90	1	1		Performing
	Dec.12	GE KV 2 c Bi-Directional Electronic KWH		1 pc.	18,900.00	1	1		Performing
	Dec.12	Centrifugal pump model 3656		1 unit	98,000.00	1	1		Performing
	Jan.-13	Diesel Generator set, 75 KVA		1 unit	380,000.00	1	1		Performing
	Feb.13	Goulds pumps 1.5 HP		2 units	34,500.00	2	2		Performing
	Jun-13	Electric wiring at 25 KVA genset		1 unit	28,150.00	1	1		Performing
	Jul-13	Submersible (franklin) 20 mtrs.cable		1 unit	129,200.00	1	1		Performing
	Jul-13	Submersible (Groundtos)		1 set	259,500.00	1	1		Performing
	Aug.13	AVR 165-IIT,440v., ANLY		1 pc.	4,500.00	1	1		Performing
	Aug 13	Control Transformer 300VA yokoyoma		2 pcs.	6,700.00	2	2		Performing
	Oct.13	flowmeter with BNG and SRF 150mm		1 unit	66,640.00	1	1		Performing
	Oct.13	Submersible pump set		1 unit	289,720.00	1	1		Performing
	Nov.13	Booster pump 1.5 Goulds J155		1 unit	37,480.00	1	1		Performing
	Dec.13	Generator Set		1 unit	32,720.80	1	1		Performing
	Dec.13	Battery 6SM Motolite Truckmaster		1 unit	6,327.00	1	1		Performing
	Dec.13	Booster pump 1.5 HP J155 Goulds		1 unit	18,740.00	1	1		Performing
	June.14	1.5 HP Goulds pump Ji55 2 sets @ 19,100.00		sets	38,200.00	2	2		Performing
	Aug.14	Submersible Motor		unit	176,090.00	1	1		Performing
	Aug.14	Surplus Engine		unit	250,000.00	1	1		Performing
	Sept.14	Repair of Chlorinator		unit	108,705.88	1	1		Performing
	Sept.14	Generator set		unit	755,000.00	1	1		Performing
	Sept.14	Submersible Motor		unit	176,090.00	1	1		Performing
	Dec.14	Electrical panel Masuso Pumping station		unit	38,541.00	1	1		Performing

Article	Date Acquired	DESCRIPTION	PROPERTY NUMBER	UNIT OF MEASURE	UNIT VALUE	BALANCE PER CARD (QTY)	ON HAND PER COUNT (QTY)	SHORTAGE OVERAGE (QTY)	REMARKS
	Jan.15	50% downpayment Labor for rewinding Cerillo electrical Services		unit	50,000.00	1	1		Performing
	Mar.15	Submersible pump		unit	299,500.00	1	1		Performing
	Mar.15	Submersible pump		unit	58,000.00	1	1		Performing
	Apr.15	Gas Chlorinator		unit					
	May.15	Centrifugal Pump Goulds Model 38F112HO		unit	78,857.00	1	1		Performing
	May.15	Flow induce Sleeve (SHROUD)8"		unit	37,500.00	1	1		Performing
	May.15	Submersible pumps		unit	53,690.00	1	1		Performing
	June.15	Submersible pumps		unit	35,720.00	1	1		Performing
	June.15	Generator Set		unit	610,000.00	1	1		Performing
	July.15	Labor and programming fee and Engineering Services		unit	100,000.00				Performing
	Aug.15	Gas Chlorinator		unit					
	Oct.15	Granular metering pump		unit	27,000.00	1	1		Performing
	Oct.15	Flow Inducer Sleeve type		unit	37,500.00	1	1		Performing
	Oct.15	Installation of submersible pump		unit	9,000.00	1	1		Performing
	Nov.15	Isuzu Engine Model 6DB1, 165 HP, 6cyl. Surplus		unit	215,000.00	1	1		Performing
	Dec.15	Gas Chlorinator		unit	131,040.00	1	1		Performing
	Dec.15	Grundfos Metering pump		unit	27,000.00	1	1		Performing
	Dec.15	Booster pump		unit	169,519.98	1	1		Performing
	Dec.15	Centrifugal		unit	275,000.00	1	1		Performing
	Feb.16	Granules metering pump		unit	27,000.00	1	1		Performing
	June.16	Submersible pump		unit	80,625.00	1	1		Performing
	Jul.16	Electric Motor		unit	6,221.00	1	1		Performing
	Jul.16	Submersible motor		unit	176,090.00	1	1		Performing
	Aug.16	Water pump assembly		unit	28,000.00	1	1		Performing
	Aug.16	Booster pump		unit	38,000.00	1	1		Performing
	Sept.16	Submersible pump		unit	80,625.00	1	1		Performing
	Nov.16	Submersible pump		unit	125,687.50	1	1		Performing
	Nov.16	pump		unit	37,119.64	1	1		Performing

Article	Date Acquired	DESCRIPTION	PROPERTY NUMBER	UNIT OF MEASURE	UNIT VALUE	BALANCE PER CARD (QTY)	ON HAND PER COUNT (QTY)	SHORTAGE COVERAGE (QTY)	REMARKS
	Dec. 16	Flowmeter		unit	108,315.30	1	1		Performing
	Dec. 16	pump motor		unit	85,000.00	1	1		Performing
	Dec. 16	Metering Pump		unit	45,000.00	1	1		Performing
	Dec. 16	Turbidity Meter		unit	240,000.00	1	1		Performing
	Dec. 16	Diamond Concrete Cutter		unit	114,412.37	1	1		Performing
<b>TOTAL</b>					<b>31,996,713.65</b>				

Prepared by:

*RLD*

LINA D. LUCENA

Accounting Processor A/Property Custodian Designate

5-7-17



LOCAL WATER UTILITIES ADMINISTRATION

P.O. Box 034 U.P. Post Office, Kalipunan Road, Balara, Quezon City  
Tel. No.: 920-55-81 to 99: 920-56-01 Fax No.: (632) 922-34-34  
Administration's Direct Line: (02) 929-61-07  
Administration's E-mail Address: [ljornara@mozcom.com](mailto:ljornara@mozcom.com)  
LWUA E-mail Address: [lwua@mozcom.com](mailto:lwua@mozcom.com)

Amo-ox N



July 14, 2008

**ENGR. AJERCO C. COMIA**  
Interim General Manager  
Iriga City Water District  
Camarines Sur

Dear IGM Comia:

Please be informed that your established water rates have been approved by the LWUA Board of Trustees on July 8, 2008 per Board Resolution No. 94 Series of 2008 (see attached schedule of approved rates).

Attached as well is the cashflow derived from the use of the approved water rates, the projected number of service connections and their average consumption. The cashflow will guide you in the preparation of your annual budget. Disbursements shall also be monitored to gauge the costs of your actual operations. Any unfavorable material deviation from the cashflow will mean jeopardy to the District's financial stability. Your close attention to danger signals will enable you to swiftly identify and implement early corrective measures.

Kindly inform this Office of the date when the rates took effect by furnishing us a copy of the Notice of Implementation together with a certification to the effect that the said notice was posted as required, as well as a copy of your Board Resolution adopting the rates for implementation.

Very truly yours,

**DANIEL I. LADINGIN**  
Acting Senior Deputy Administrator

cc. **The Chairman**  
Board of Directors  
Iriga City WD  
Iriga, Camarines Sur

*Schedule of Approved Water Rates  
Iriga City Water District  
Per LWUA Board Resolution No. 94 Series 2008*

**1. Effective July 2008 or upon approval after the lapse of seven (7) calendar days posting as required by law:**

Classification	Size	Minimum Charge (P)	Commodity Charges			
			11-20 cu.m.	21-30 cu.m.	31-40 cu.m.	41-Up cu.m.
Res'l/Gov't	½"	195.40	21.30	23.10	25.60	28.60
	¾"	312.65	21.30	23.10	25.60	28.60
	1"	625.30	21.30	23.10	25.60	28.60
	1 ½"	1,563.20	21.30	23.10	25.60	28.60
	2"	3,908.00	21.30	23.10	25.60	28.60
	3"	7,034.40	21.30	23.10	25.60	28.60
	4"	14,068.80	21.30	23.10	25.60	28.60
	6"	23,448.00	21.30	23.10	25.60	28.60
	8"	37,516.80	21.30	23.10	25.60	28.60
10"	53,930.40	21.30	23.10	25.60	28.60	
Commercial/Industrial	1/2"	390.80	42.60	46.20	51.20	57.20
	3/4"	625.30	42.60	46.20	51.20	57.20
	1"	1,250.55	42.60	46.20	51.20	57.20
	1 1/2"	3,126.40	42.60	46.20	51.20	57.20
	2"	7,816.00	42.60	46.20	51.20	57.20
	3"	14,068.80	42.60	46.20	51.20	57.20
	4"	28,137.60	42.60	46.20	51.20	57.20
	6"	46,896.00	42.60	46.20	51.20	57.20
	8"	75,033.60	42.60	46.20	51.20	57.20
10"	107,860.80	42.60	46.20	51.20	57.20	
Commercial A	1/2"	341.95	37.30	40.45	44.80	50.05
	3/4"	547.10	37.30	40.45	44.80	50.05
	1"	1,094.25	37.30	40.45	44.80	50.05
	1 1/2"	2,735.60	37.30	40.45	44.80	50.05
	2"	6,839.00	37.30	40.45	44.80	50.05
	3"	12,310.20	37.30	40.45	44.80	50.05
	4"	24,620.40	37.30	40.45	44.80	50.05
	6"	41,034.00	37.30	40.45	44.80	50.05
	8"	65,654.40	37.30	40.45	44.80	50.05
10"	94,378.20	37.30	40.45	44.80	50.05	
Commercial B	1/2"	293.10	31.95	34.65	38.40	42.90
	3/4"	468.95	31.95	34.65	38.40	42.90
	1"	937.90	31.95	34.65	38.40	42.90
	1 1/2"	2,344.80	31.95	34.65	38.40	42.90
	2"	5,862.00	31.95	34.65	38.40	42.90
	3"	10,551.60	31.95	34.65	38.40	42.90
	4"	21,103.20	31.95	34.65	38.40	42.90
	6"	35,172.00	31.95	34.65	38.40	42.90
	8"	56,275.20	31.95	34.65	38.40	42.90
10"	80,893.60	31.95	34.65	38.40	42.90	

Classification	Size	Minimum Charge (P)	Commodity Charges			
			11-20 cu.m.	21-30 cu.m.	31-40 cu.m.	41-Up cu.m.
Commercial C	1/2"	244.25	26.65	28.90	32.00	35.75
	3/4"	390.80	26.65	28.90	32.00	35.75
	1"	781.60	26.65	28.90	32.00	35.75
	1 1/2"	1,954.00	26.65	28.90	32.00	35.75
	2"	4,883.00	26.65	28.90	32.00	35.75
	3"	8,793.00	26.65	28.90	32.00	35.75
	4"	17,586.00	26.65	28.90	32.00	35.75
	6"	29,310.00	26.65	28.90	32.00	35.75
	8"	46,896.00	26.65	28.90	32.00	35.75
10"	67,413.00	26.65	28.90	32.00	35.75	
Bulk/Wholesale	1/2"	586.20	63.90	69.30	76.80	85.80
	3/4"	937.90	63.90	69.30	76.80	85.80
	1"	1,875.85	63.90	69.30	76.80	85.80
	1 1/2"	4,689.60	63.90	69.30	76.80	85.80
	2"	11,724.00	63.90	69.30	76.80	85.80
	3"	21,103.20	63.90	69.30	76.80	85.80
	4"	42,206.40	63.90	69.30	76.80	85.80
	6"	70,344.00	63.90	69.30	76.80	85.80
	8"	112,550.40	63.90	69.30	76.80	85.80
10"	161,791.20	63.90	69.30	76.80	85.80	

2. Effective October 2008 after the lapse of seven (7) calendar days posting as required by law:

Classification	Size	Minimum Charge (P)	Commodity Charges			
			11-20 cu.m.	21-30 cu.m.	31-40 cu.m.	41-Up cu.m.
Res'VGov't	1/2"	214.95	23.45	25.45	28.20	31.50
	3/4"	343.90	23.45	25.45	28.20	31.50
	1"	687.85	23.45	25.45	28.20	31.50
	1 1/2"	1,719.60	23.45	25.45	28.20	31.50
	2"	4,299.00	23.45	25.45	28.20	31.50
	3"	7,738.20	23.45	25.45	28.20	31.50
	4"	15,476.40	23.45	25.45	28.20	31.50
	6"	25,794.00	23.45	25.45	28.20	31.50
	8"	41,270.40	23.45	25.45	28.20	31.50
10"	59,326.20	23.45	25.45	28.20	31.50	
Commercial/Industrial	1/2"	429.90	46.90	50.90	56.40	63.00
	3/4"	687.85	46.90	50.90	56.40	63.00
	1"	1,375.70	46.90	50.90	56.40	63.00
	1 1/2"	3,439.20	46.90	50.90	56.40	63.00
	2"	8,598.00	46.90	50.90	56.40	63.00
	3"	15,476.40	46.90	50.90	56.40	63.00
	4"	30,952.80	46.90	50.90	56.40	63.00
	6"	51,588.00	46.90	50.90	56.40	63.00
	8"	82,540.80	46.90	50.90	56.40	63.00
10"	118,652.40	46.90	50.90	56.40	63.00	



## NOTICE OF IMPLEMENTATION


Be it known to our valued concessionaires that the PHASE VIII of the new water rates will be implemented effective November 2011 (December 2011 consumption). The established Water Rates have been approved and confirmed by the Board of Trustees of the Local Water Utilities Administration (LWUA) through Board of Trustees Resolution No. 94, Series 2008, and adopted by the Iriga City Water District through Board Resolution No. 17 Series 2011.

**Iriga City Water District  
NEW WATER RATES  
Per LWUA Board Resolution No. 20 Series 2001  
Effective November 2011 (December 2011 Billing)**

Classification	Meter Size	Minimum Charge (10 Cubic Meter)	Commodity Charges			
			11-20 Cu.m.	21-30 Cu.m.	31-40 Cu.m.	41 and over Cu.m.
Residential / Government	½"	214.95	23.45	25.45	28.20	31.50
	1"	681.85	23.45	25.45	28.20	31.50
Commercial	½"	429.90	46.90	50.90	56.40	63.00
	1"	1375.70	46.90	50.90	56.40	63.00
Semi- Commercial	½"	376.15	41.05	44.55	49.35	55.15
	¾"	322.45	35.20	38.20	42.30	47.25
	1"	268.70	29.30	31.80	35.25	39.40

Classification	Size	Minimum Charge (P)	Commodity Charges			
			11-20 cu.m.	21-30 cu.m.	31- 40 cu.m.	41-Up cu.m.
Commercial A	1/2"	376.15	41.05	44.55	49.35	55.15
	3/4"	601.85	41.05	44.55	49.35	55.15
	1"	1,203.70	41.05	44.55	49.35	55.15
	1 1/2"	3,009.20	41.05	44.55	49.35	55.15
	2"	7,523.05	41.05	44.55	49.35	55.15
	3"	13,541.50	41.05	44.55	49.35	55.15
	4"	27,083.00	41.05	44.55	49.35	55.15
	6"	45,138.30	41.05	44.55	49.35	55.15
	8"	72,221.30	41.05	44.55	49.35	55.15
	10"	103,818.10	41.05	44.55	49.35	55.15
Commercial B	1/2"	322.45	35.20	38.20	42.30	47.25
	3/4"	515.90	35.20	38.20	42.30	47.25
	1"	1,031.80	35.20	38.20	42.30	47.25
	1 1/2"	2,579.55	35.20	38.20	42.30	47.25
	2"	6,448.90	35.20	38.20	42.30	47.25
	3"	11,608.00	35.20	38.20	42.30	47.25
	4"	23,216.05	35.20	38.20	42.30	47.25
	6"	38,693.40	35.20	38.20	42.30	47.25
	8"	61,909.45	35.20	38.20	42.30	47.25
	10"	88,994.80	35.20	38.20	42.30	47.25
Commercial C	1/2"	268.70	29.30	31.80	35.25	39.40
	3/4"	429.90	29.30	31.80	35.25	39.40
	1"	859.85	29.30	31.80	35.25	39.40
	1 1/2"	2,149.60	29.30	31.80	35.25	39.40
	2"	5,373.95	29.30	31.80	35.25	39.40
	3"	9,673.10	29.30	31.80	35.25	39.40
	4"	19,346.20	29.30	31.80	35.25	39.40
	6"	32,243.70	29.30	31.80	35.25	39.40
	8"	51,589.90	29.30	31.80	35.25	39.40
	10"	74,160.50	29.30	31.80	35.25	39.40
Bulk/Wholesale	1/2"	644.85	70.35	76.35	84.60	94.50
	3/4"	1,031.75	70.35	76.35	84.60	94.50
	1"	2,063.50	70.35	76.35	84.60	94.50
	1 1/2"	5,158.80	70.35	76.35	84.60	94.50
	2"	12,897.00	70.35	76.35	84.60	94.50
	3"	23,214.60	70.35	76.35	84.60	94.50
	4"	46,429.20	70.35	76.35	84.60	94.50
	6"	77,382.00	70.35	76.35	84.60	94.50
	8"	123,811.20	70.35	76.35	84.60	94.50
	10"	177,978.60	70.35	76.35	84.60	94.50

Flat rate shall be computed based on the average consumption of 1/2" metered Residential Connection times the metered rates for said connections.

  
**DANIEL I. HANDINGIN**  
Acting Senior Deputy Administrator